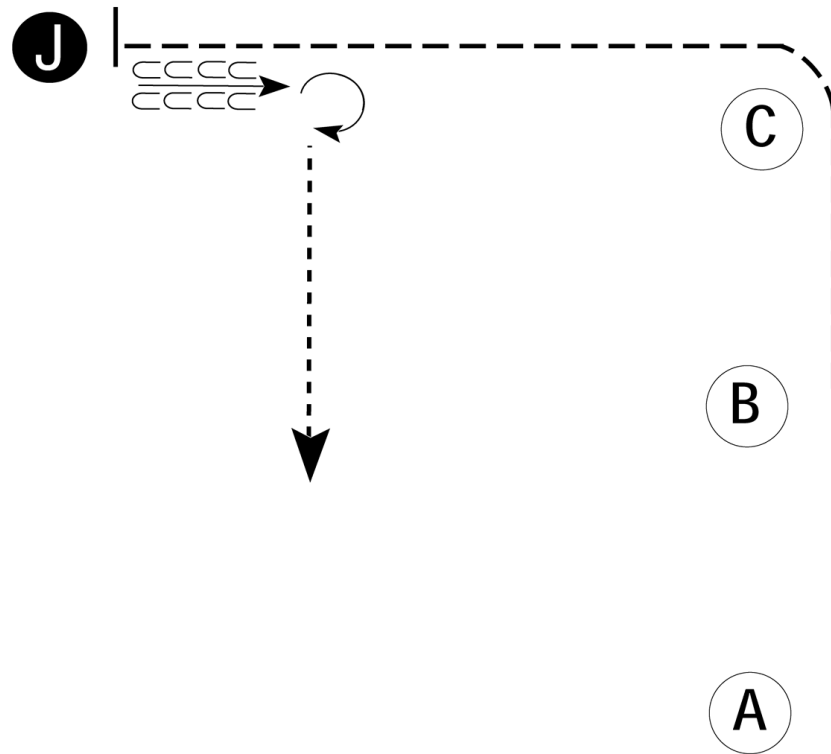


2025 OHA Summer Sizzle Show

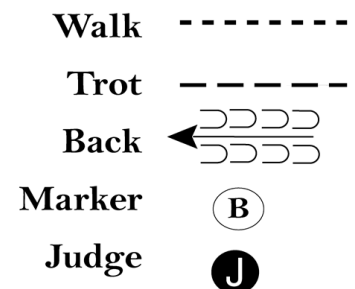
All Showmanship Classes: 17, 18, 19, 20 & 21



Be ready at A.

1. Walk to B.
2. Trot to and around C to judge.
3. Stop and set up for inspection.
4. When dismissed back approximately one horse length.
5. Perform a 270 degree turn and walk straight away.

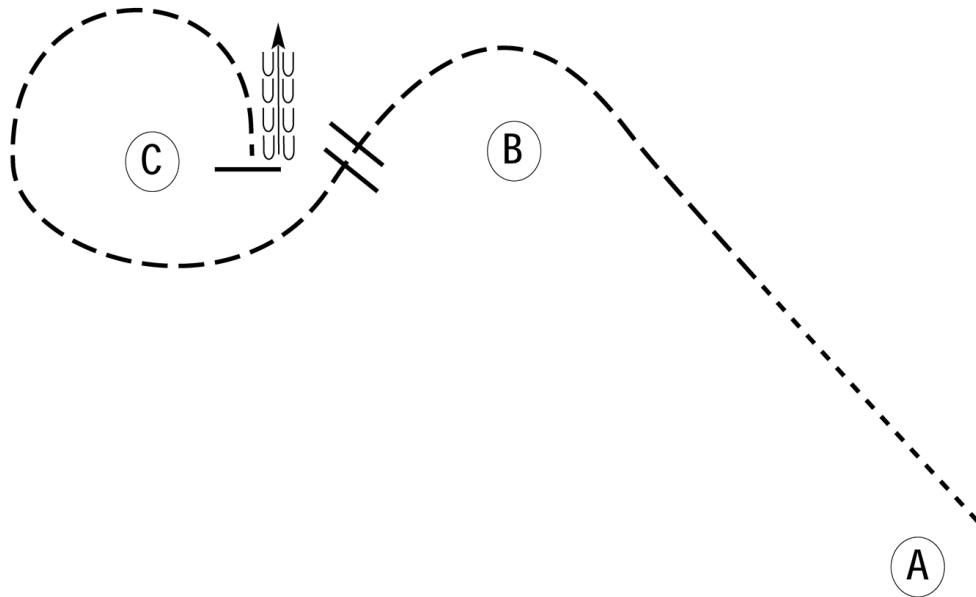
Follow the instructions of your ring steward.



2025 OHA Summer Sizzle Show

**** English Equitation W/T Exhibitors ****

Classes: 26 & 27



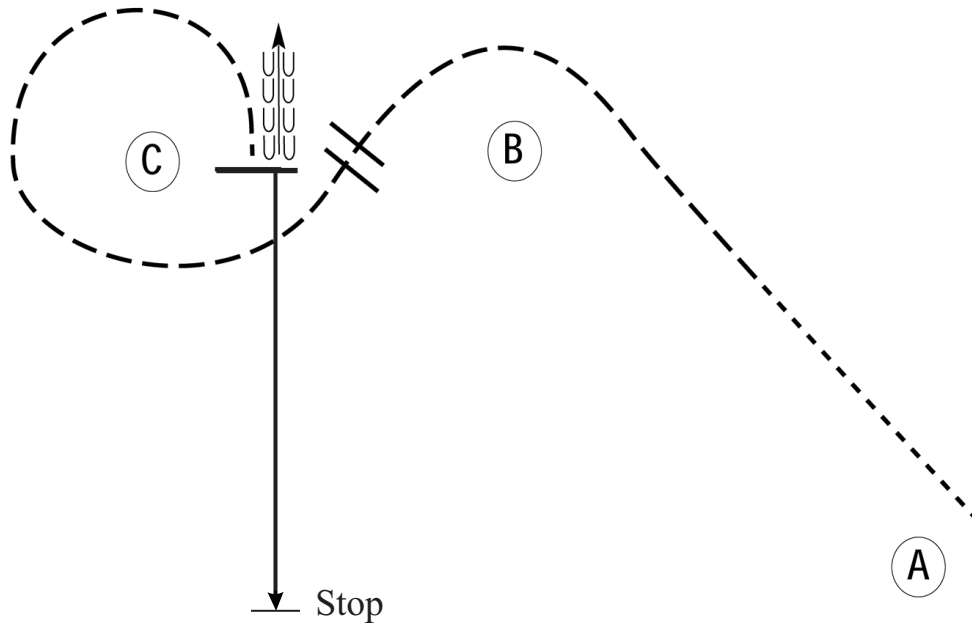
Be ready at A.

1. Walk halfway to B.
2. Posting trot on the right diagonal to and around B and halfway to C.
3. Change diagonals halfway to C.
4. Posting trot on the left diagonal to and around C.
5. Stop at C.
6. Back approximately one horse length.

Walk	-----
Trot	- - - - -
Extended Trot	— — — — —
Canter	—————
Leg Yield	
Lead Change	↗ ↘
Back	← ← ← ← ←
Marker	(B)
Sidepass	← — — — — ←
Hand Gallop	—— — — —

2025 OHA Summer Sizzle Show

English Equitation "Lope" Classes: 28 & 29



Be Ready at (A)

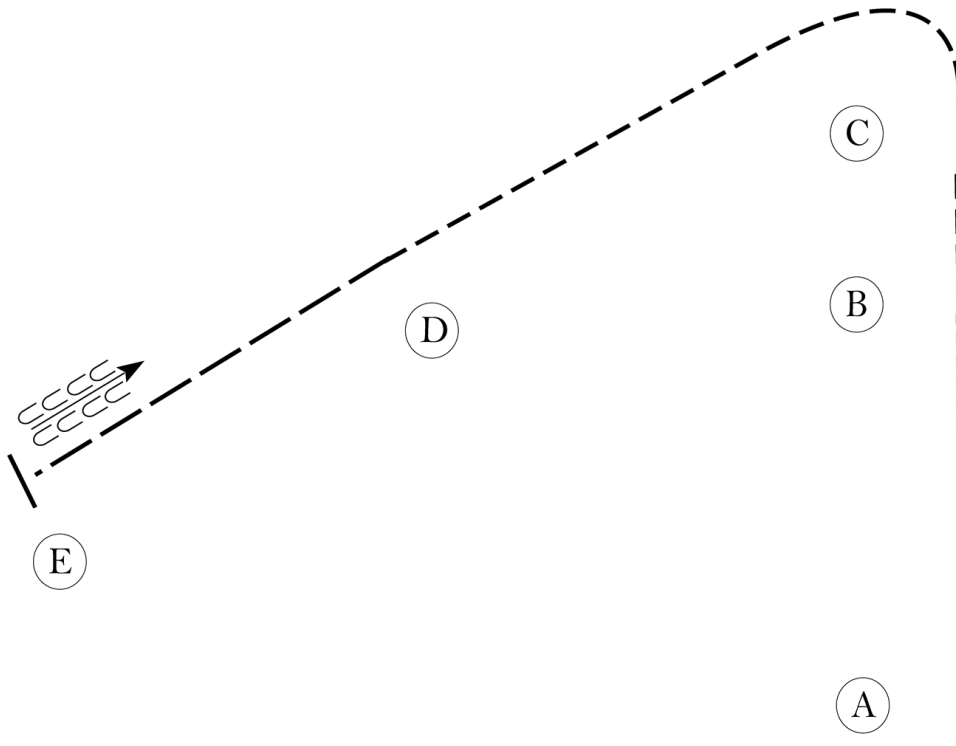
1. Walk halfway to (B).
2. Posting Trot on the Right Diagonal and around (B) and halfway to (C).
3. Change Diagonals halfway to (C).
4. Posting Trot on the Left Diagonal to and around (C).
5. Stop at (C), back approximately 1 horse length.
6. Pick up Left Lead, Lope down till even with (A). Stop. Pattern is complete. Exit at a Walk.

Walk	-----
Trot	- - - - -
Extended Trot	— — — —
Canter	—————
Leg Yield	
Lead Change	↙ ↘
Back	← ← ← ←
Marker	(B)
Sidepass	← — — — →
Hand Gallop	—— ———

2025 OHA Summer Sizzle Show

**** Western Horsemanship W/T Exhibitors ****

Classes: 40 & 41



Be ready at A.

1. Walk from A to B.
2. Jog from B, around C, and to D.
3. Extend the jog from D to E.
4. Stop at E and back approximately one horse length.

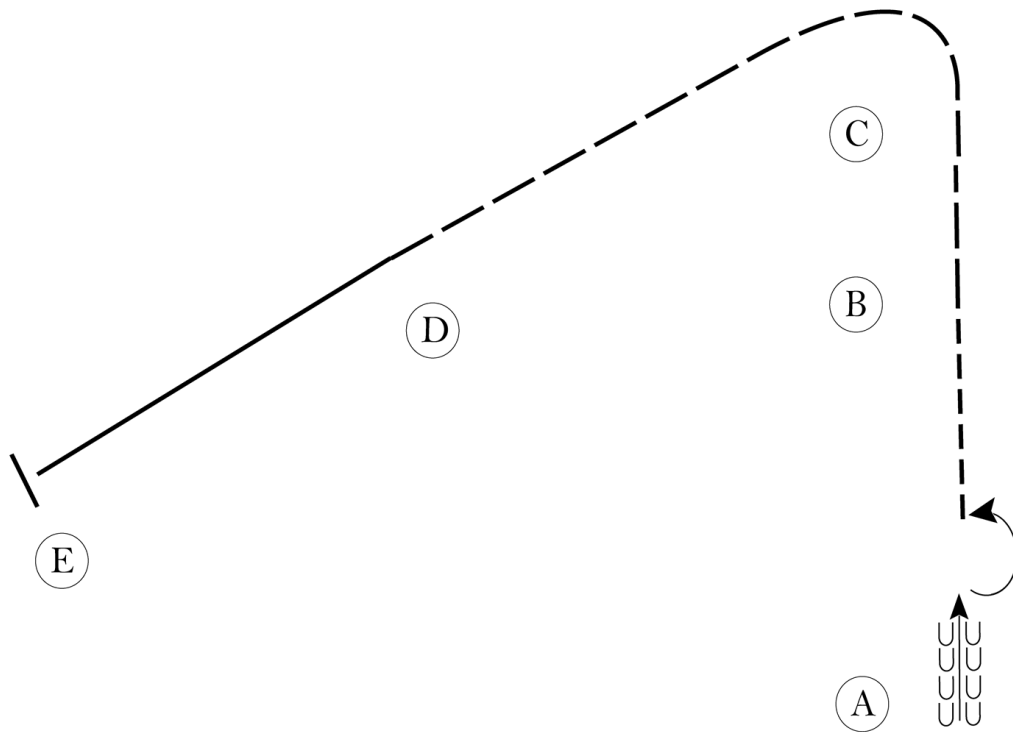
Follow the instructions of your ring steward.

Walk	-----
Jog	- - - - -
Extended Jog	— — —
Lope	=====
Leg Yield	
Lead Change	— / —
Back	← — — — —
Marker	(B)
Sidepass	← — — — — →

2025 OHA Summer Sizzle Show

Western Horsemanship Lope Exhibitors

Classes: 42 & 43



Be ready at A.

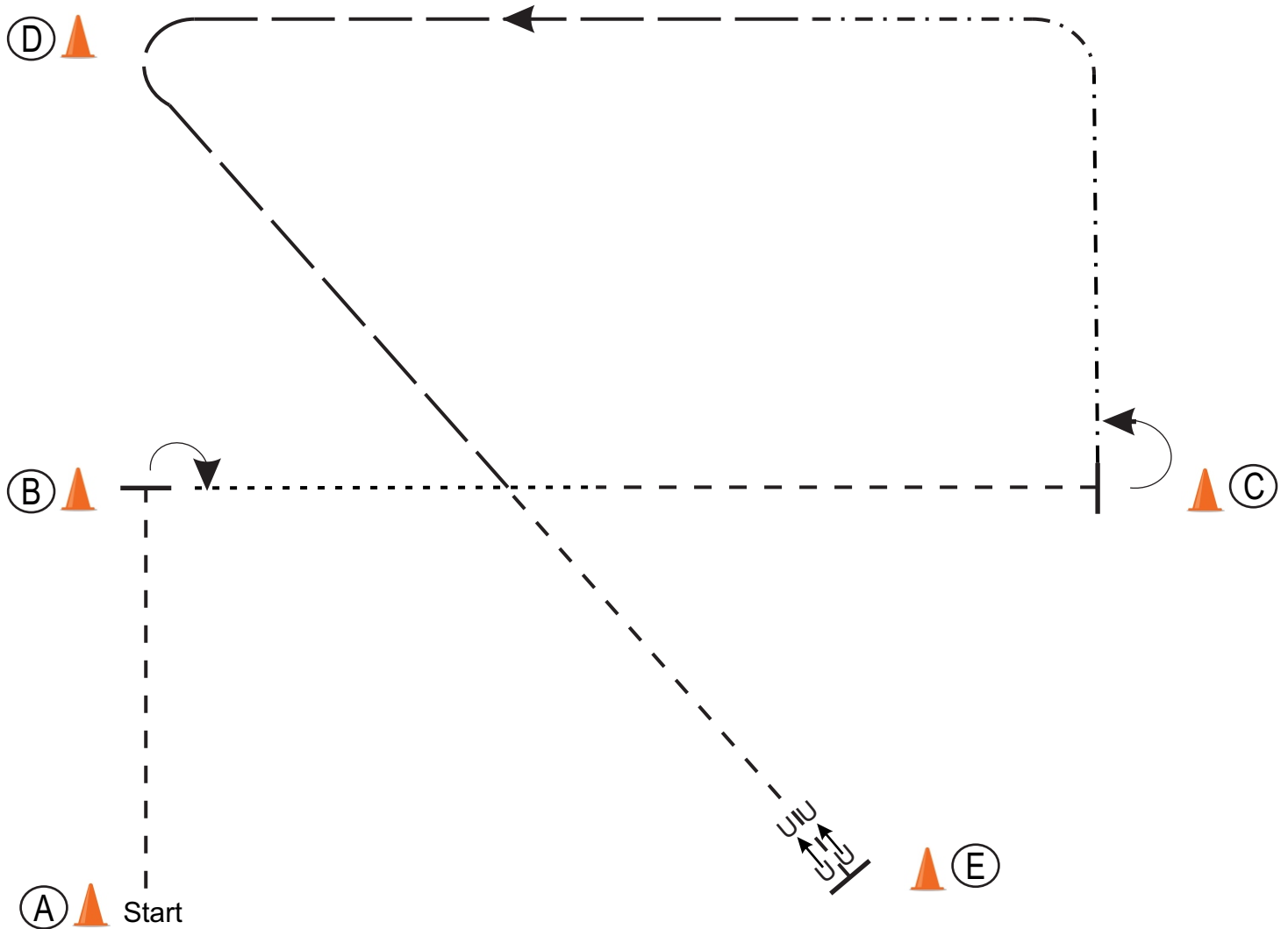
1. Back approximately one horse length.
2. Turn 180 degrees to the left.
3. Jog to B.
4. Extend the jog around C and to D.
5. Lope on the left lead from D to E.
6. Stop at E.

Follow the instructions of your ring steward.

Walk	-----
Jog	-----
Extended Jog	— — —
Lope	————
Leg Yield	+++++
Lead Change	— / —
Back	← — — — — —
Marker	ⓑ
Sidepass	← — — — — — →

2025 OHA Summer Sizzle Show

Reinmanship Classes 53 & 56



1. Be Ready at Cone (A).
Working Trot to (B) and Stop.
2. At (B), Perform a 90° Right Wheel Pivot.
3. Walk to center and pick up Working Trot to (C) and Stop.
4. At (C), Perform a 90° Left Wheel Pivot.
5. Collected Trot up to and around corner.
6. Extended Trot on Remainder of Straight line and halfway down diagonal line, break to Working Trot to Cone (E) Stop and Back 4 Steps.

Legend

Walk

Collected
Trot -

Working
Trot - - - - -

Extended
Trot — — — — —

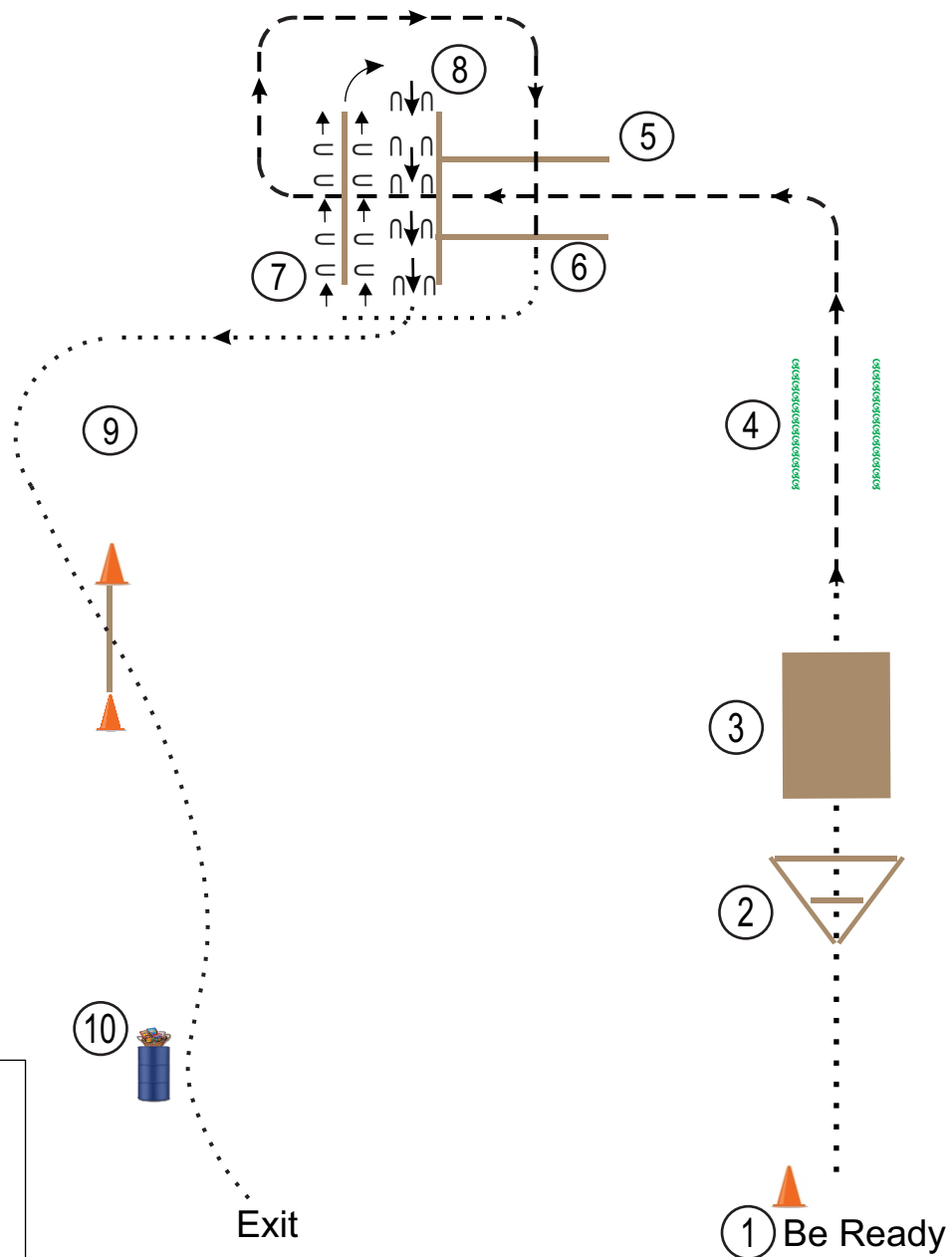
Back ➞ ➞ ➞ ➞

Wheel
Pivot ↻

2025 OHA Summer Sizzle Show

All In-Hand Trail Classes: 57, *58 or *59 & 60

(*58 or *59 if they choose **Not** to Ride Trail)



Legend

Walk:

Jog: - - - - -

Sidepass: $\frac{UU \leftarrow UU \leftarrow}{UU \rightarrow UU \rightarrow}$

Back: $\rightarrow \leftarrow \rightarrow \leftarrow$

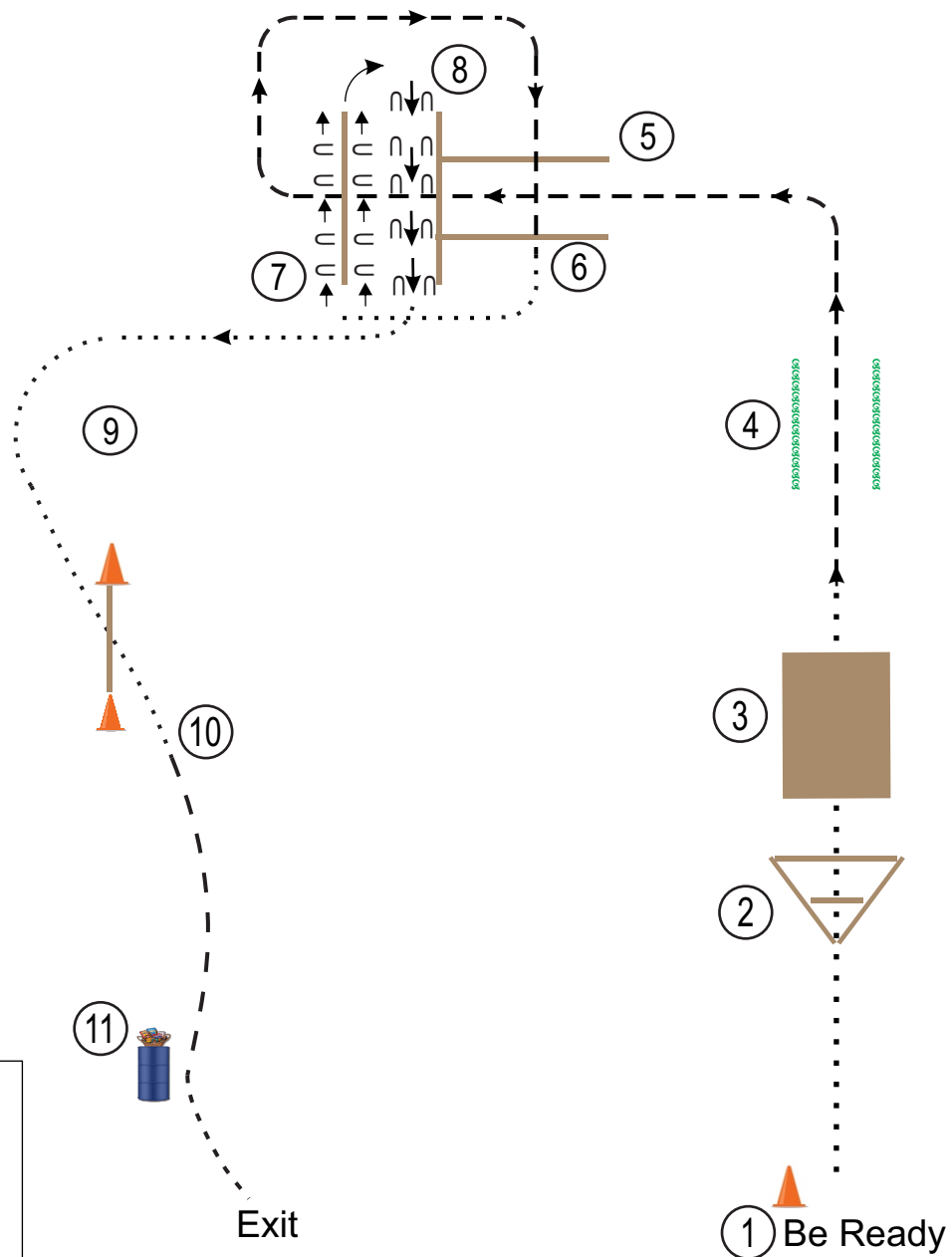
1. Be ready at Cone.
2. Walk to and over Triangle Poles, continue the Walk.
3. Walk over Bridge.
4. Pick up the Trot, continue between the Flower Rows.
5. Continue Trot into Chute.

6. Trot over the two Poles, circle Right around and Trot over the Poles for the Chute; break to a Walk and Walk into Sidepass.
7. Stop, Sidepass Pole Right, 90° turn Right on haunches.
8. Back out between Poles.
9. Walk to the 2 Cones & Cross Pole Diagonally. Continue to walk to "Goodie Barrel" Treat Barrel.
10. Stop, get your Goodie, show the Judge, exit at a walk.

2025 OHA Summer Sizzle Show

W/T Ridden - Not Exhibited "In-Hand"

Classes: 58 & 59 (Including W/T Ranch Exhibitors)



Legend

Walk:

Trot/Jog: — — — — —

Sidepass: $\begin{array}{c} \text{UU} \leftarrow \text{UU} \leftarrow \\ \text{UU} \rightarrow \text{UU} \rightarrow \end{array}$

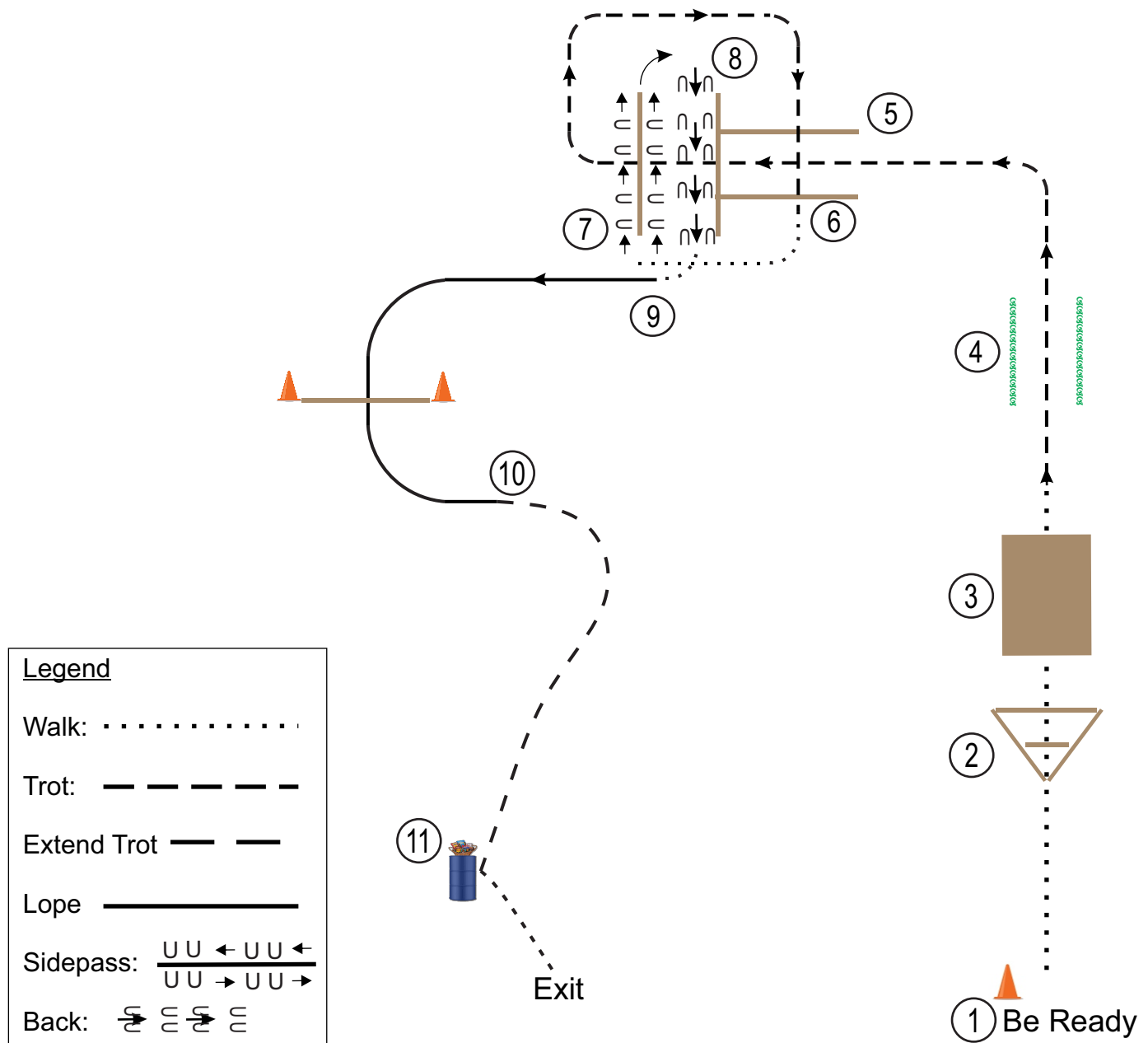
Back: $\rightarrow \leftarrow \rightarrow \leftarrow$

1. Be ready at Cone.
2. Walk to and through Triangle of Poles.
3. Continue to Walk to and over Bridge.
4. Once off the Bridge, Trot/Jog to and through rows of Flowers, around the corner and into the Chute.
5. Continue Trot /Jog over two Poles.
6. Circle around to the Right and continue Trot over the Poles at the Chute. Break to a Walk and Walk Stopping at (7) Sidepass.
7. Sidepass Right the length of the Pole.
8. 90° Right Haunch turn and Back out clear of Poles and Walk off.
9. Walk to the 2 Cones & Cross Pole on the Diagonal.
10. Trot/Jog down to "Goodie Barrel" Break to Walk.
11. Stop, and get your Goodie, show the Judge, exit at a walk.

2025 OHA Summer Sizzle Show

Lope Trail (Pleasure)

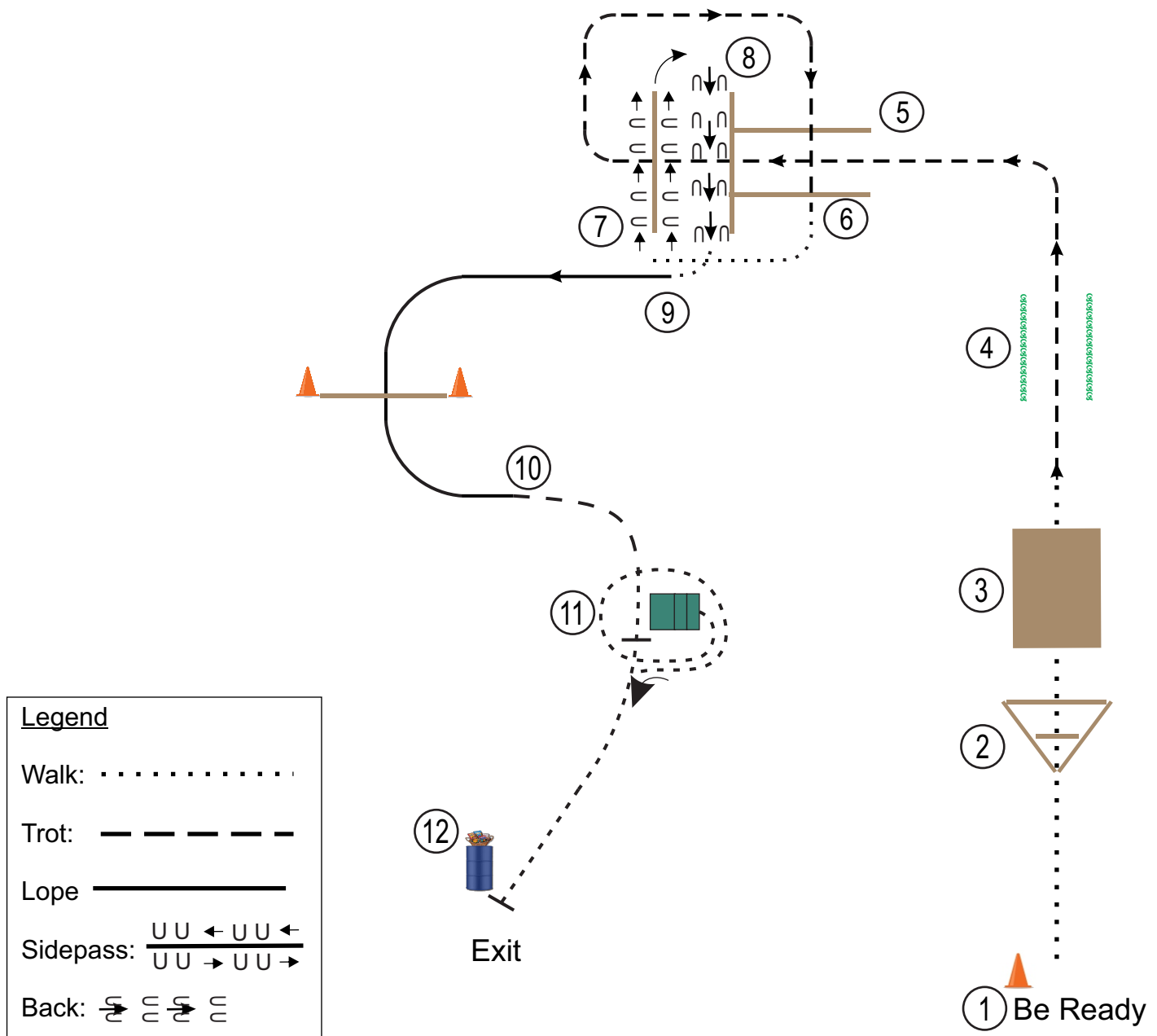
Classes: 61 & 62



1. Be ready at Cone.
2. Walk to and through Triangle of Poles.
3. Continue to Walk to and over Bridge.
4. Once off the Bridge, Trot to and through rows of Flowers, around the corner and into the Chute.
5. Continue Trot over two Poles.
6. Circle around to the Right and continue Trot over the Poles at the Chute. Break to a Walk, Stopping at ⑦ Sidepass.
7. Sidepass Right the length of the Pole.
8. 90° Right Haunch turn and Back out clear of the Poles and Walk off.
9. Walk two Steps, pick up "Left" Lead Lope. Lope to and over Pole between Cones.
10. Break to a Trot and Trot down to "Goodie Barrel".
11. Get your Goodie, show the Judge, exit at a walk.

2025 OHA Summer Sizzle Show

Ranch Trail (Lope) Classes: 63, 64 & 65

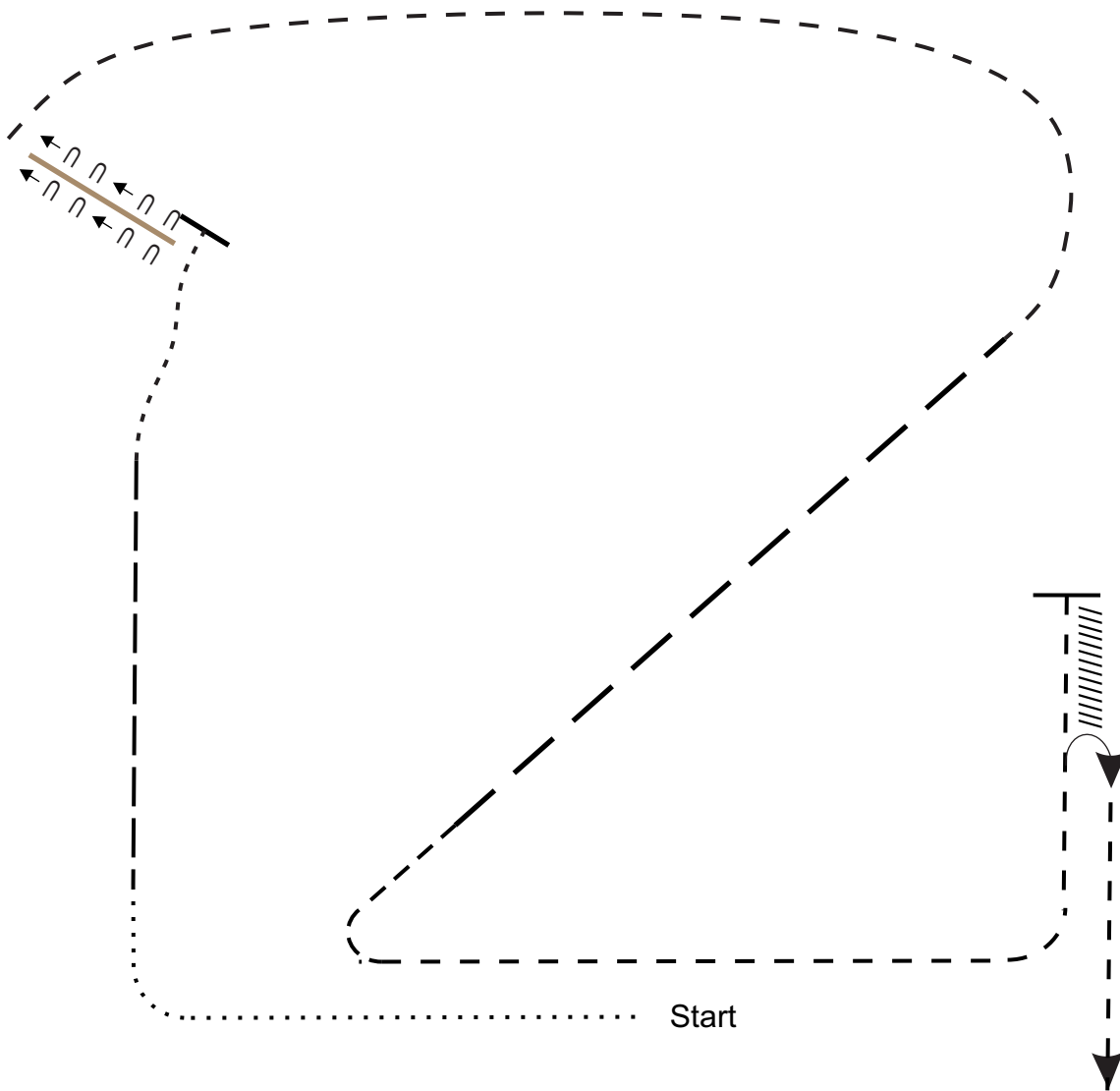


1. Be ready at Cone.
2. Walk to and through Triangle of Poles.
3. Continue to Walk to and over Bridge.
4. Once off the Bridge, Trot to and through rows of Flowers, around the corner and into the Chute.
5. Continue Trot over the two Poles.
6. Circle around to the Right and continue Trot over the Poles at the Chute. Break to a Walk, Stopping at ⑦ Sidepass.
7. Sidepass Right the length of the Pole.
8. 90° Right Haunch turn and Back out clear of the Poles and Walk off.
9. Walk two Steps, pick up "Left" Lead Lope. Lope to and over Pole between Cones.
10. Break to a Trot, Stopping at Mounting Block.
11. Dismount with Mounting Block, ground tie and Walk around your horse. Pick up reins and lead your horse to "Goodie Barrel".
12. Pick up "Goodie", show the Judge, exit at a walk.

2025 OHA Summer Sizzle Show

**** W/T Ranch Riding ****

Classe: 70



1. Walk
2. Extended Trot
3. Walk
4. Stop, Sidepass Left over Log
5. Trot
6. Extended Trot
7. Trot
8. Stop and Back
9. 1/2 Turn Right
10. Trot

Legend

Walk:

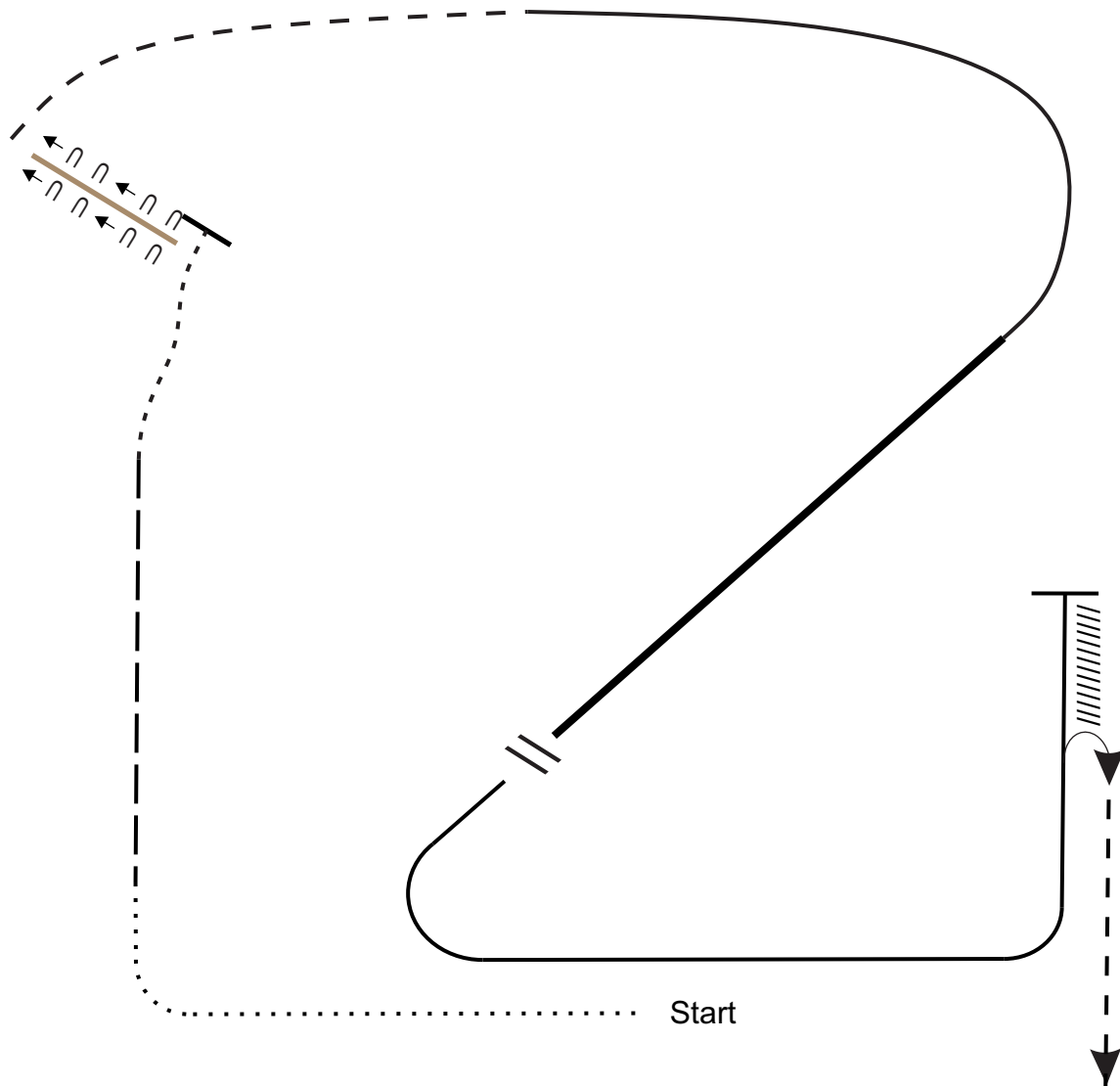
Trot: - - - - -

Extended Trot: — — — — —

Back: //////////////

2025 OHA Summer Sizzle Show

Ranch Riding Classes: 71, 72 & 73



1. Walk
2. Extended Trot
3. Walk
4. Stop, Sidepass Left over Log
5. Trot
6. Lope Right Lead
7. Extended Lope Right Lead
8. Collected Lope and change leads (simple or flying)
9. Lope Left Lead
10. Stop and Back
11. 1/2 Turn Right
12. Trot

Legend

Walk:

Trot: - - - - -

Extended Trot: — — — — —

Lope: —————

Extended Lope: —————

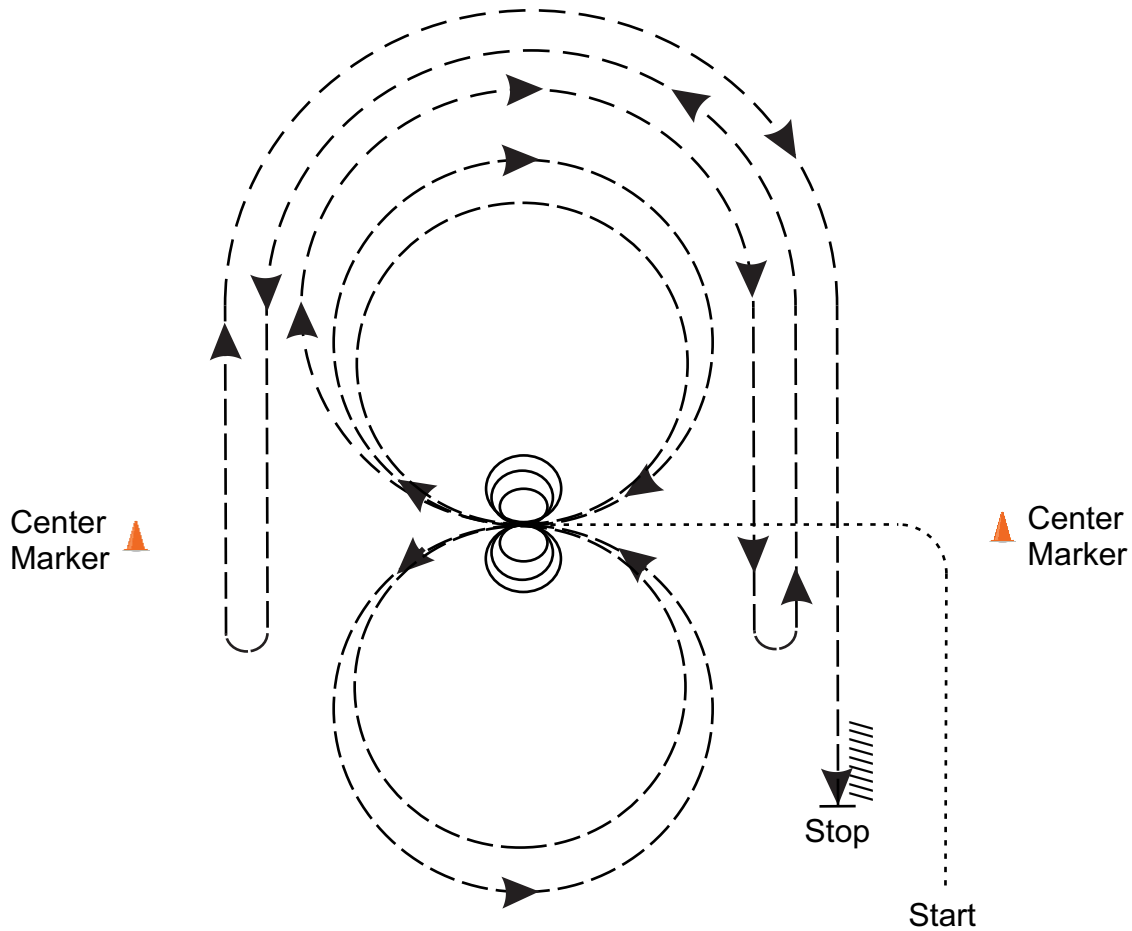
Back: //////////////

Turn:

2025 OHA Summer Sizzle Show

**** W/T Ranch Reining ****

Class: 74



Walk to Center of arena, Stop.

1. Complete 3 spins in one direction. Hesitate.
2. Complete 3 spins in opposite direction. Hesitate.
3. Beginning to the Right, Trot Two Large Fast Circles to the Right.
4. Complete Two Large Circle Fast Trot Circles to the Left.
5. Begin a Circle to the Right, but do not close this Circle. Run down the Right side of the arena past Center Marker and do a Left Rollback at least 20 feet from wall or fence, no Hesitation.
6. Continue back around the previous Circle, but do not close this Circle, Run down the Left side of the arena and do a Right Rollback at least 20 feet from wall or fence, no Hesitation.
7. Continue back around the previous Circle but do not close this Circle. Run down the Right side of the arena past the Center Marker and do a Sliding Stop at least 20 feet from wall or fence. Back up at least 10 feet. Hesitate to show completion of pattern.

Legend

Walk: - - - - -

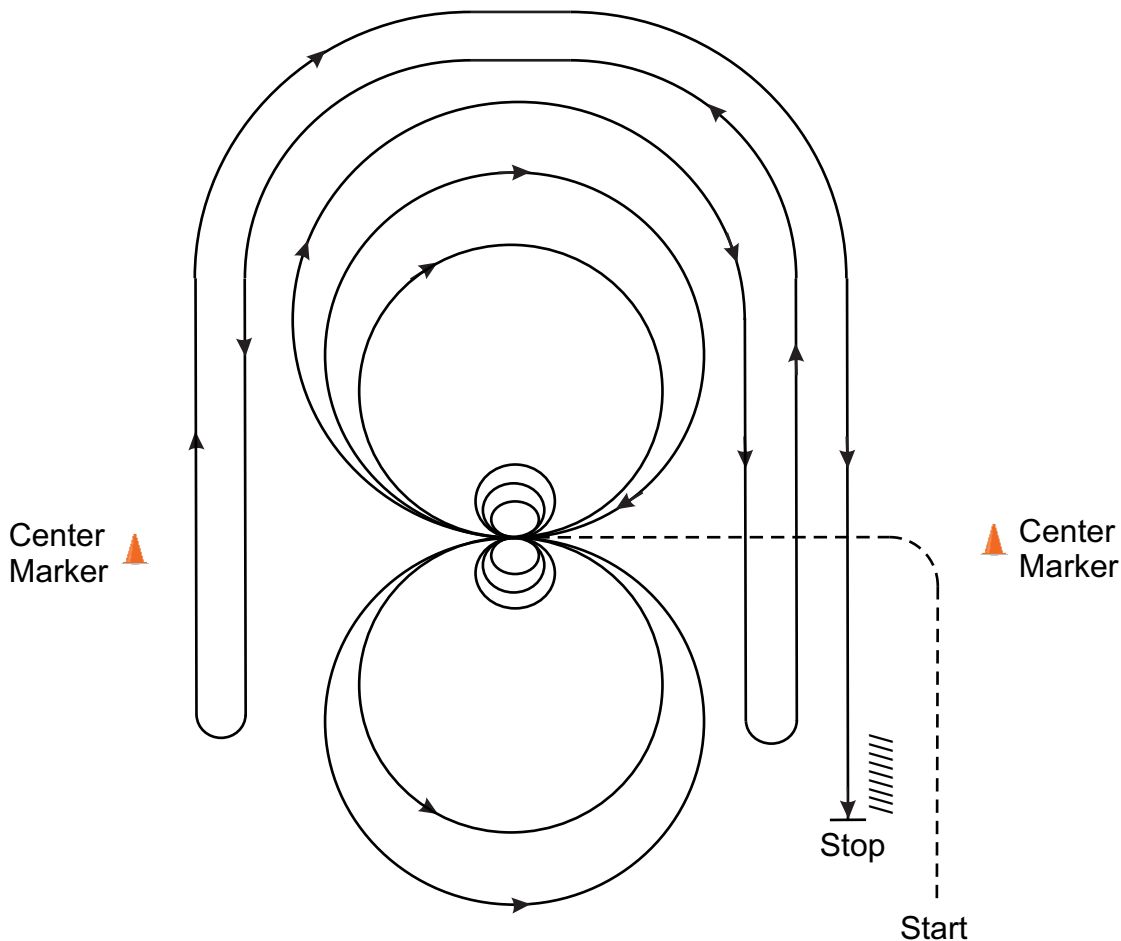
Trot: - - -

Spin:

Back:

2025 OHA Summer Sizzle Show

Ranch Reining Classes: 75, 76 & 77



Ride pattern as follows: Trot to center of arena and Stop.

1. Complete 3 spins in one direction. Hesitate.
2. Complete 3 spins in opposite direction. Hesitate.
3. Beginning to the right, Trot two large fast circles to the right. Change leads at center of arena.
4. Complete two large, fast Trot circles to the Left.
5. Begin a large circle to the right, but do not close this circle. Run down right side of the arena past center marker and do a Left Roll Back at least 20 feet from the wall, no hesitation.
6. Continue back around the previous circle but do not close this circle. Run down the left side of the arena past the center marker and do a Right Roll Back at least 20 feet from the wall, no hesitation.
7. Continue back around previous circle, but do not close this circle. Run down the Right side of the arena past the center marker and do a Sliding Stop at least 20 feet from the wall. Back up at least 10 feet. Hesitate to show completion of pattern.

Legend

Trot: — — —

Spin:

Back: //////////////