Leadline

Show Date: Class 8 Walk only

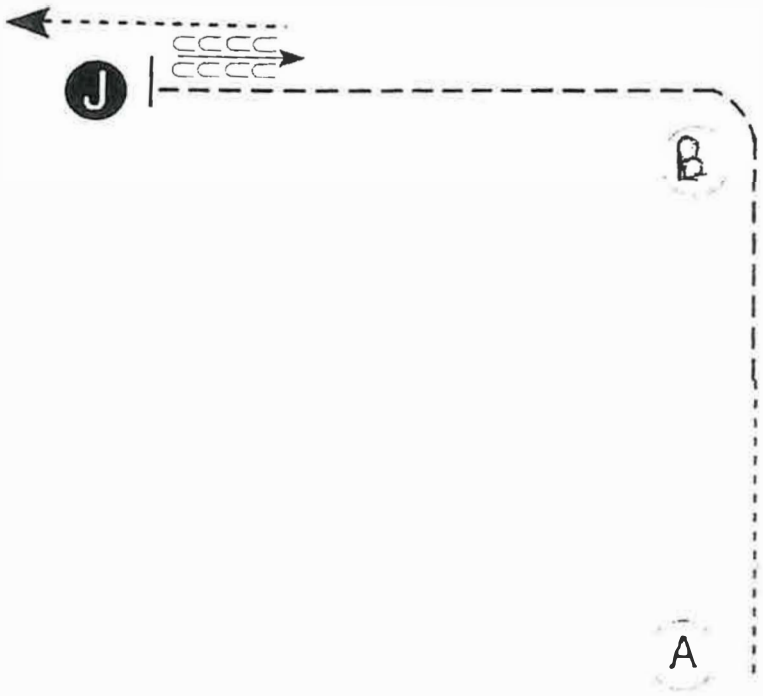

Be ready at A.

1. Walk to and around B to judge.
2. Stop and set up for inspection.
3. When dismissed back approximately one horse length.
4. Turn slightly right and walk away.

Follow the instructions of your ring steward.

Walk
Trot
Back
Marker B
Judge J

[S/WT-39]

Pattern Provided by:

www.HorseShowPatterns.com

10 & Under

Class 9

Show Date:

www.HorseShowPatterns.com

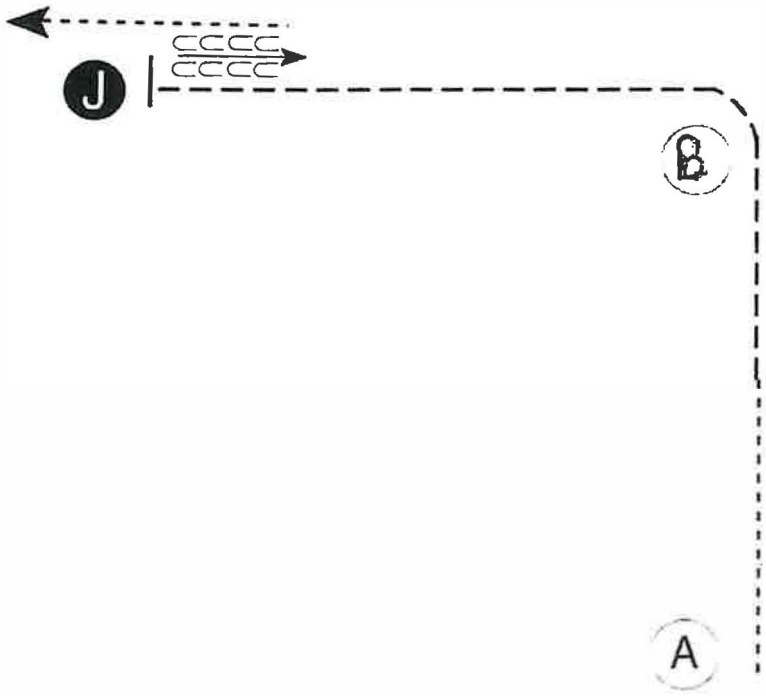

Be ready at A.

1. Trot to and around B to judge.
2. Stop and set up for inspection.
3. When dismissed back approximately one horse length.
4. Turn slightly right and walk away.

Follow the instructions of your ring steward.

Walk
Trot
Back
Marker B
Judge J

www.HorseShowPatterns.com

[S/WT-39]

Pattern Provided by:

©2017 HorseShowPatterns.com All Rights Reserved

Class 10 & 11

13 & Under, 14-17

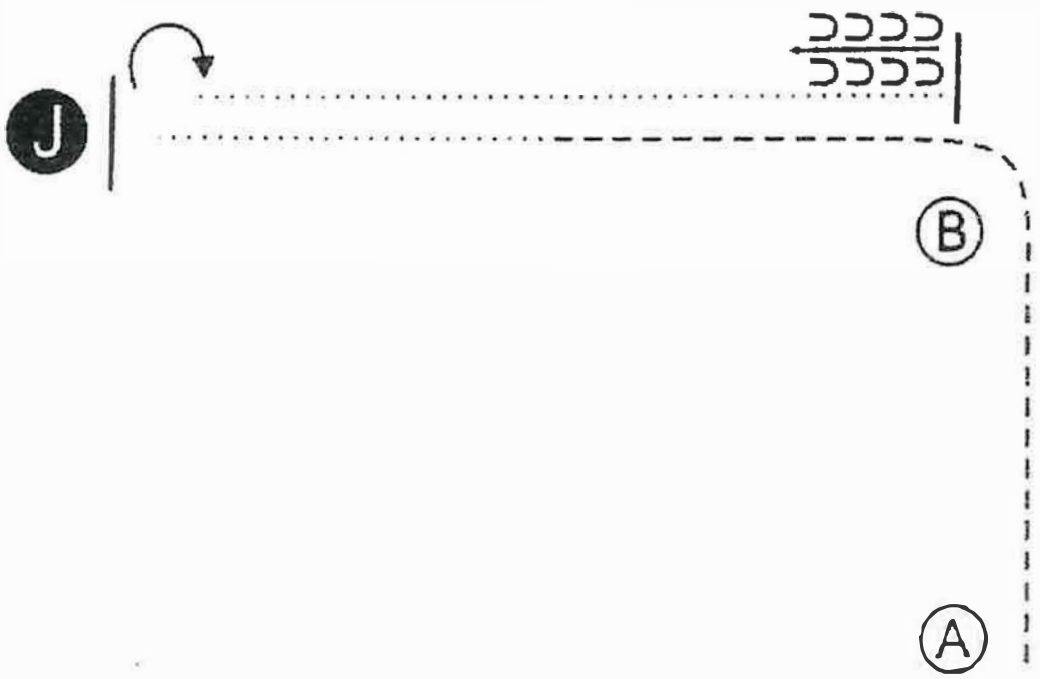

Walk .....

Trot - - - - - -

Back

Marker (B)

Judge (J)

1. Trot from A to cone B.
2. Break to walk halfway to judge
3. Stop and set up for inspection
4. After inspection complete 180 degree turn to the right.
4. Walk to B, stop at B and back one horse length
5. Exit

18-38, 39 & Over

Class 12 & 13

Show Date:

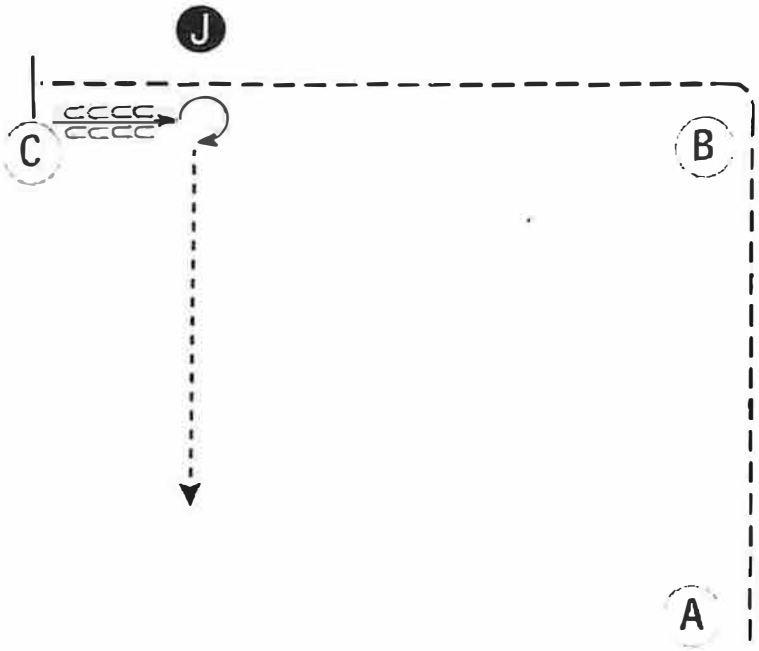

Be ready at A.

1. Trot to and around B.
2. Trot past judge to C.
3. Stop at C.
4. Back until the hind end of your horse is even with the judge.
5. Turn 270 degrees and set up for inspection.
6. When dismissed, walk straight away from judge.

Follow the instructions of your ring steward.

Walk
Trot
Back
Marker B
Judge J

[S/3-23]

Pattern Provided by:

www.HorseShowPatterns.com
www.HorseShowPatterns.com