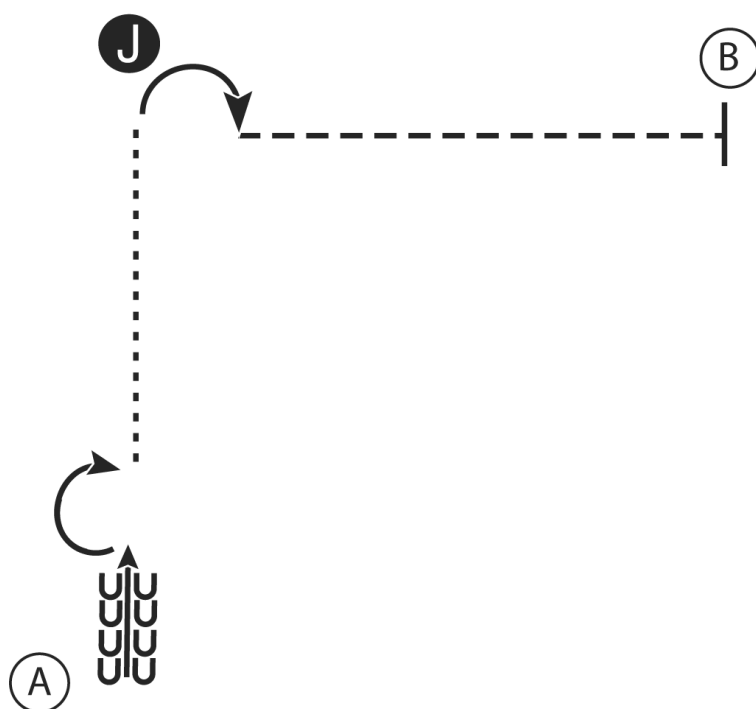


# 2025 SSC Over The Moon In June Show

All Showmanship Classes: 17, 18, 19, 20 & 21



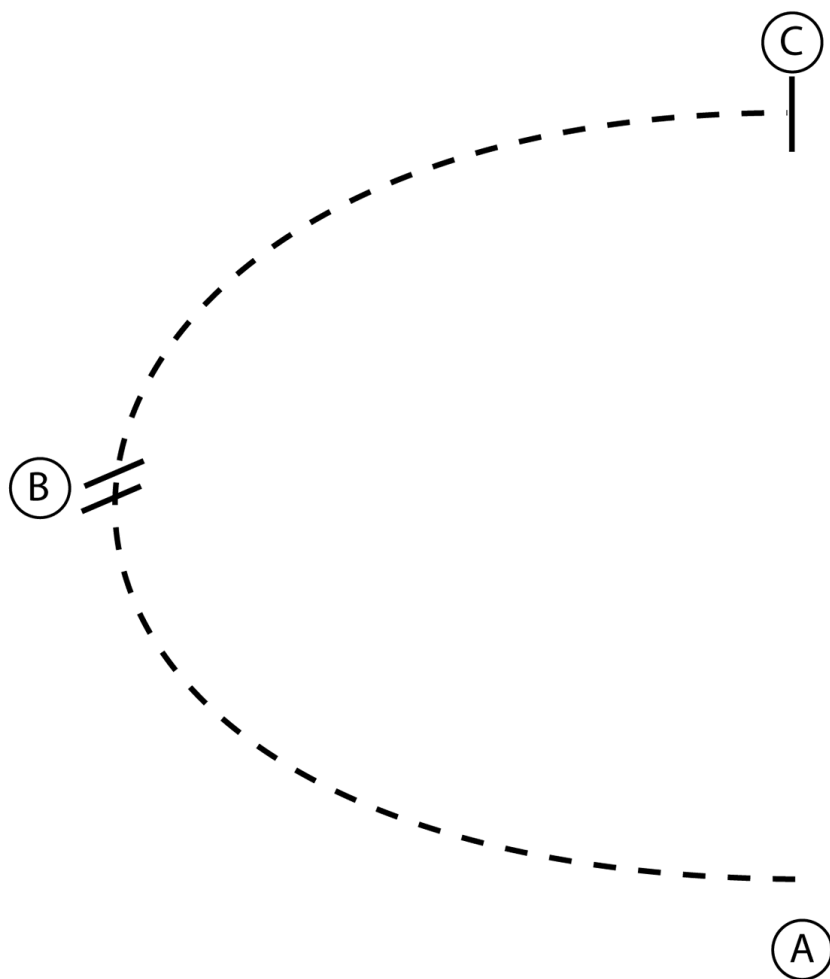
1. Back 4 steps at A
2. Perform a 180 degree turn
3. Walk to the judge and set up for inspection
4. When dismissed perform a 90 degree turn and trot to B
5. Stop at B

Walk .....  
Trot -----  
Back ←  
Marker (B)  
Judge (J)

# 2025 SSC Over The Moon In June Show

**\*\* English Equitation W/T Exhibitors \*\***

**Classes: 26 & 27**

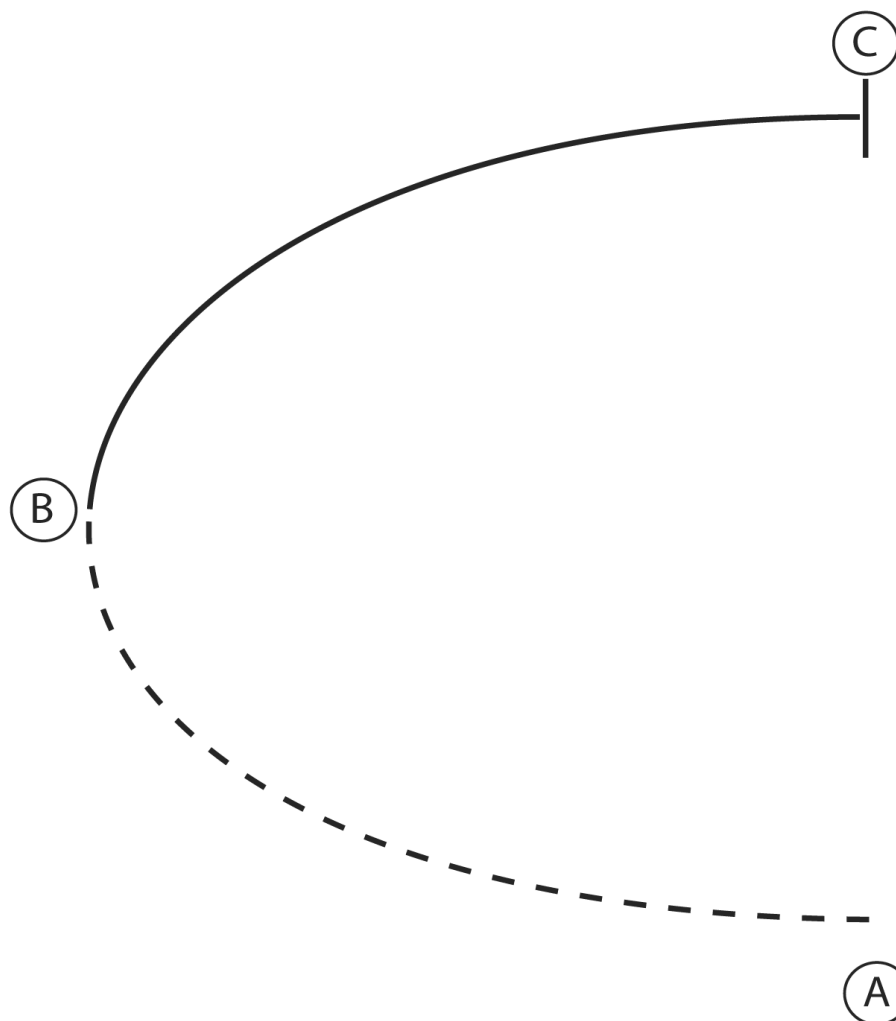


1. Posting trot A to B on the right diagonal
2. At B change diagonals and continue to C
3. Stop at C

Walk	.....
Trot	- - - - -
Extended Trot	— — — —
Canter	—————
Leg Yield	
Lead Change	
Back	
Marker	Ⓚ
Sidepass	

# 2025 SSC Over The Moon In June Show

English Eq. Lopeclasses: 28 & 29



1. Posting trot A to B on the left diagonal
2. At B canter on the right lead to C
3. Stop at C

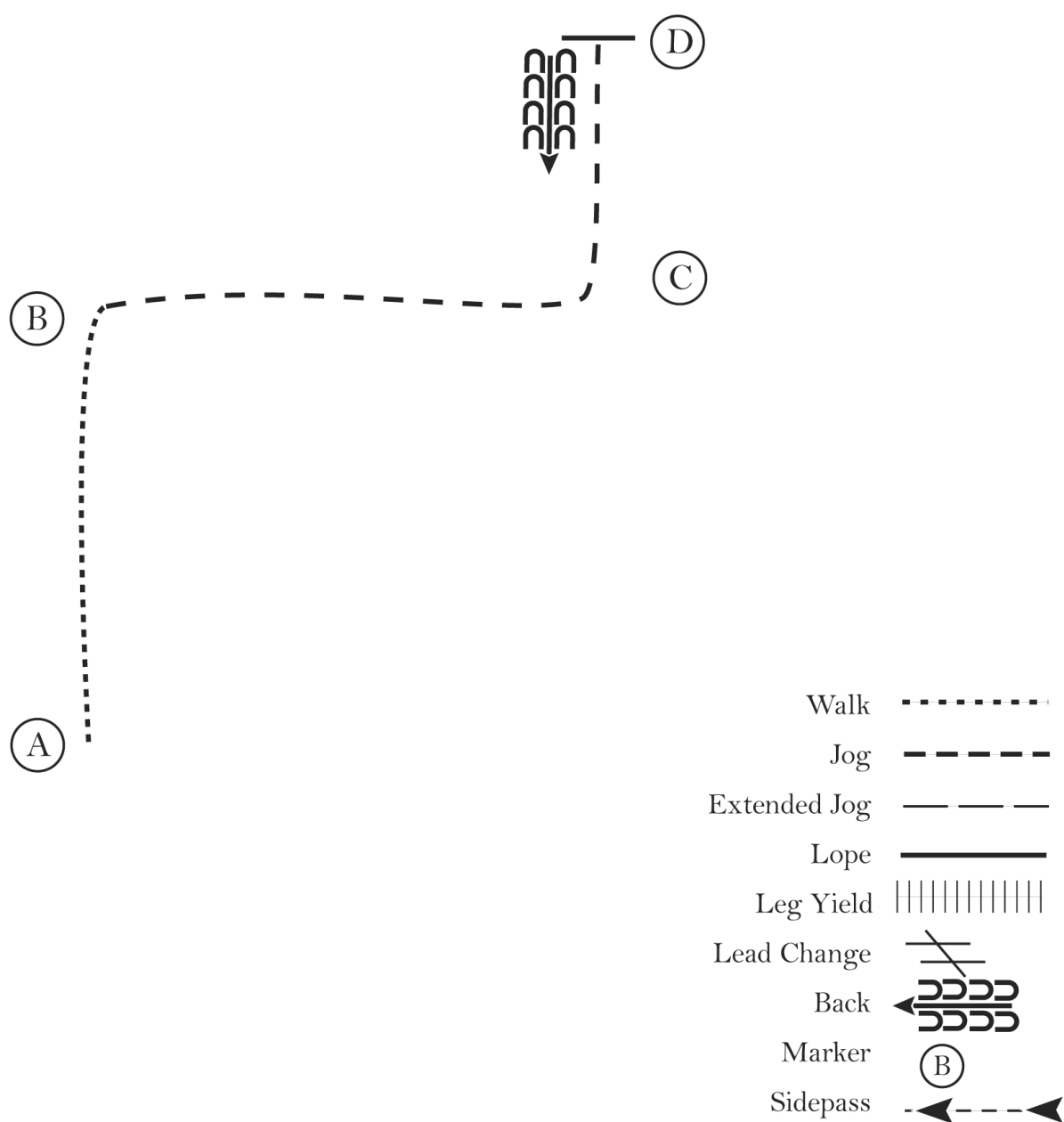
Walk	.....
Trot	-----
Extended Trot	———
Canter	————
Leg Yield	
Lead Change	
Back	
Marker	(B)
Sidepass	

# 2025 SSC Over The Moon In June Show

**\*\* Western Horsemanship W/T Exhibitors \*\***

**Classes: 40 & 41**

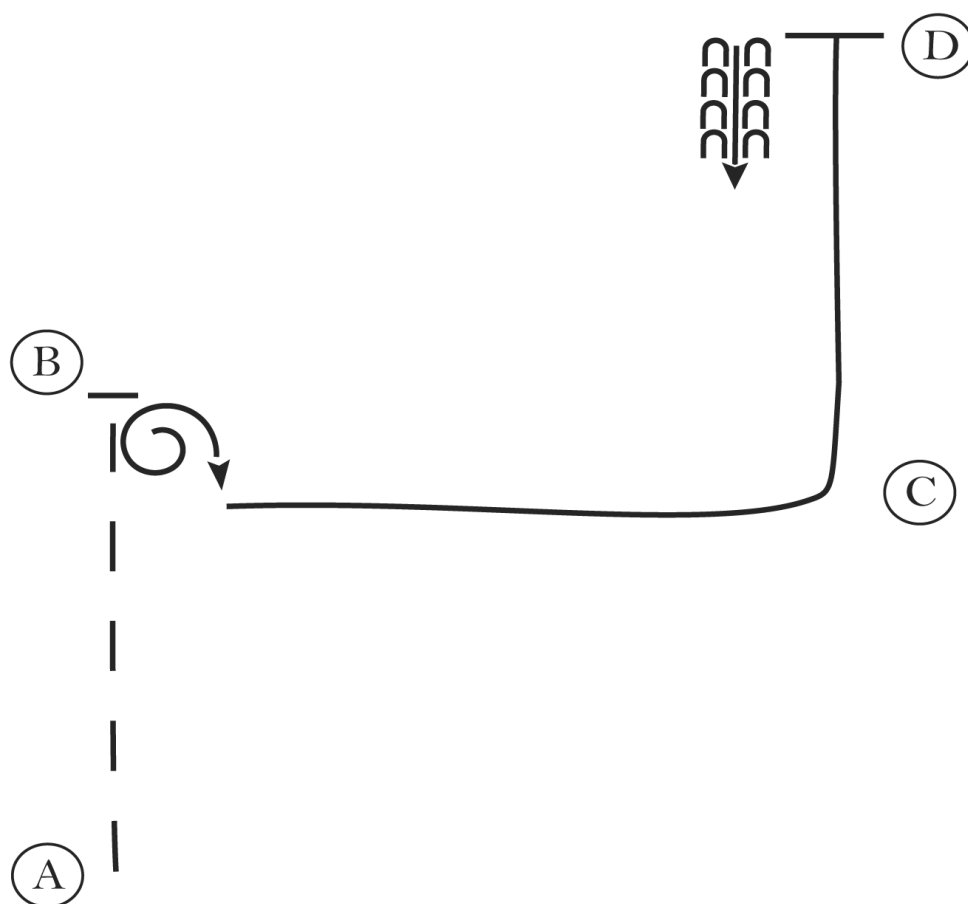
1. Walk A to B
2. At B jog to D
3. At D stop and back 4 steps.



# 2025 SSC Over The Moon In June Show

Western Horsemanship Lopec Exhibitors

Classes: 42 & 43

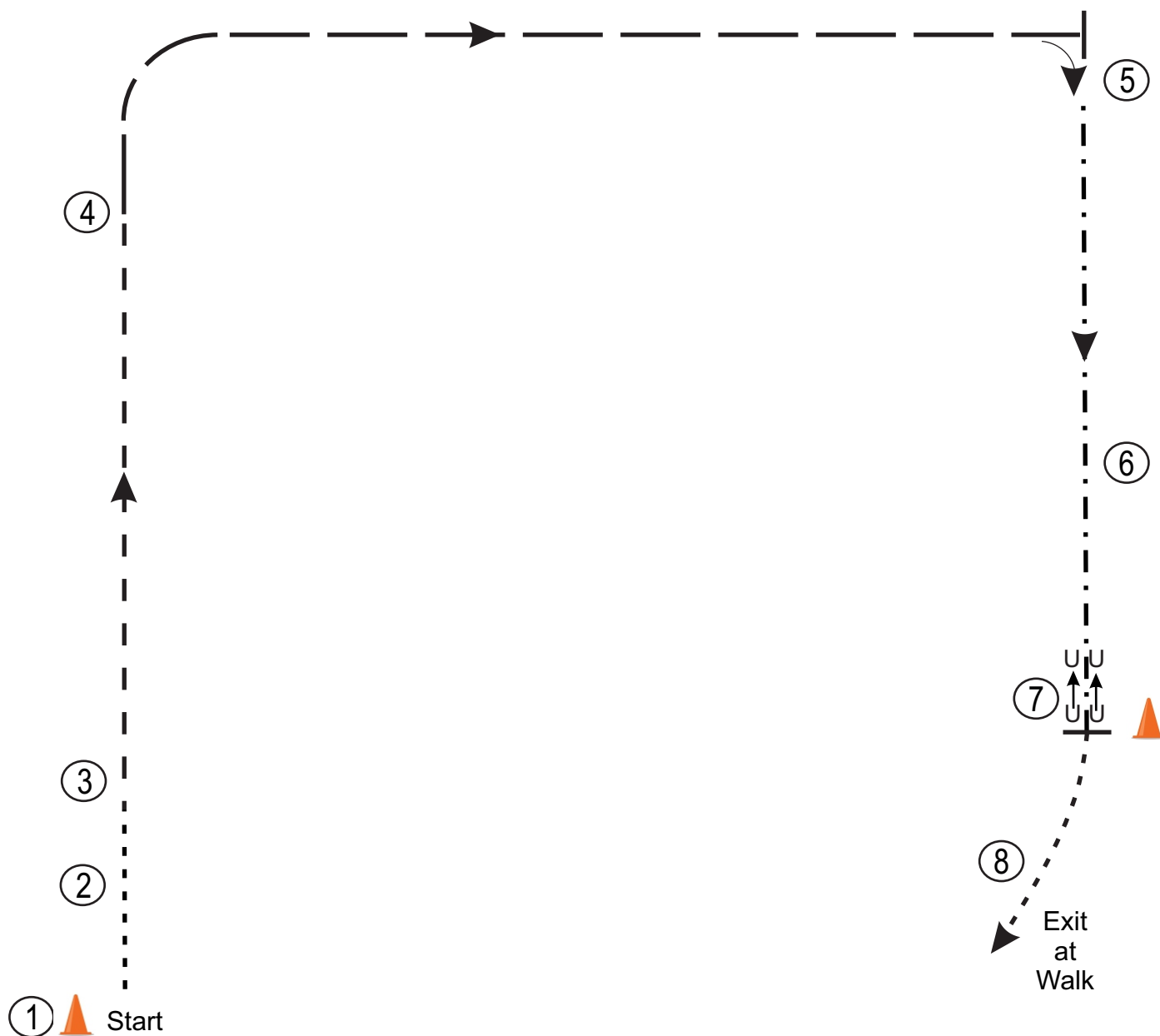


1. Extend the jog A to B
2. Stop at B and perform a 450 degree turn to the right
3. Lope on the left lead to C and continue to D
4. Stop at D and back 4 steps

Walk	.....
Jog	-----
Extended Jog	— — —
Lope	————
Leg Yield	
Lead Change	
Back	
Marker	(B)
Sidepass	

# 2025 SSC Over The Moon In June Show

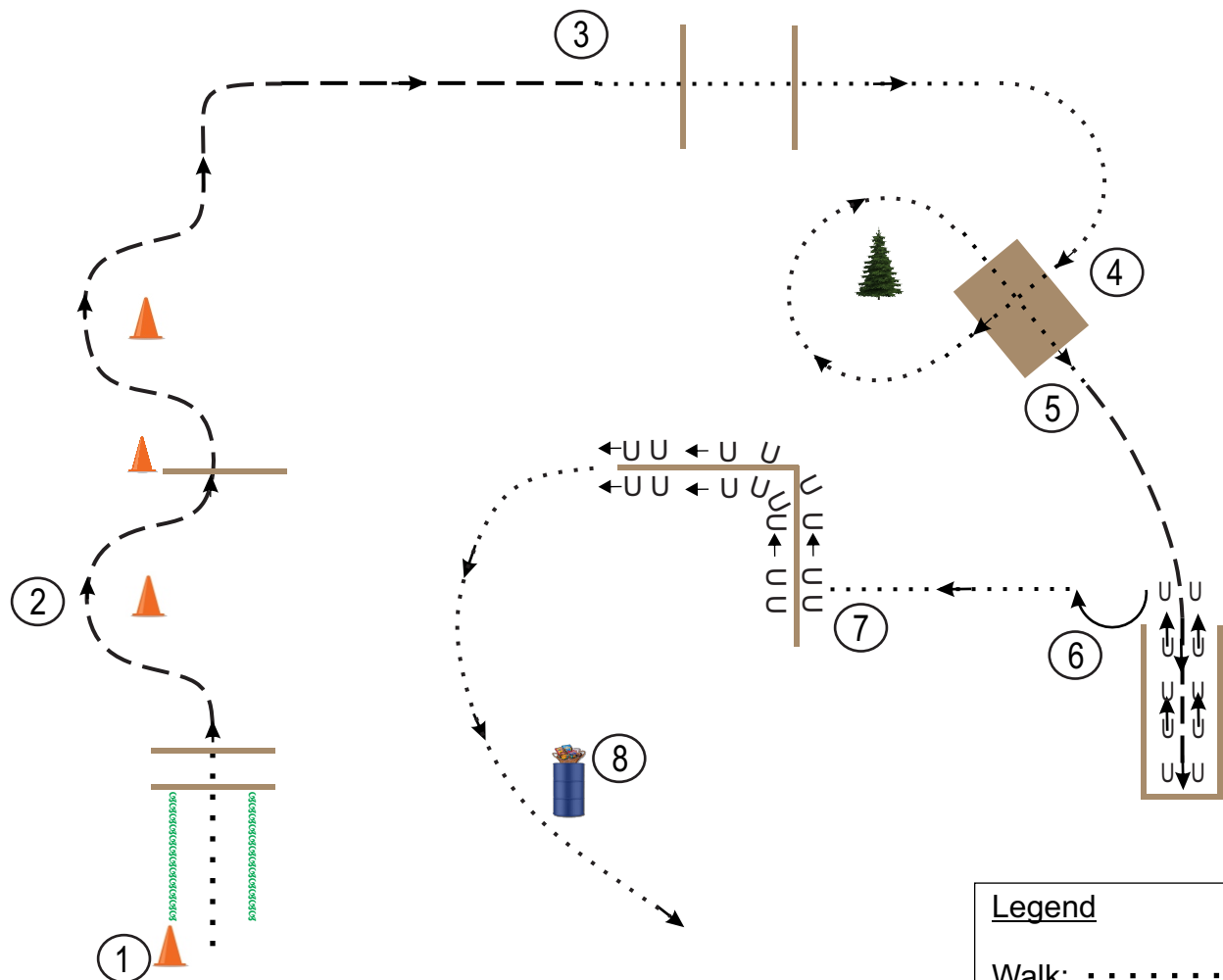
## Reinmanship Classes 53 & 56



1. Be Ready at Cone.
2. Walk approx. 2 horse lengths.
3. Working Trot to just before corner.
4. Extend the Trot to corner and Halt.
5. 90° Wheel Pivot to Right.
6. Extend the Walk to the Cone.
7. Halt. Back 4 Steps. Hesitate
8. You are excused. Exit at Walk.

# 2025 SSC Over The Moon In June Show

## In-Hand Trail Classes: 57 & 60



### Legend

Walk: . . . . .

Jog: - - - - -

Sidepass:  $\frac{UU \leftarrow UU \leftarrow}{UU \rightarrow UU \rightarrow}$

Back:  $\rightarrow \leftarrow \rightarrow \leftarrow$

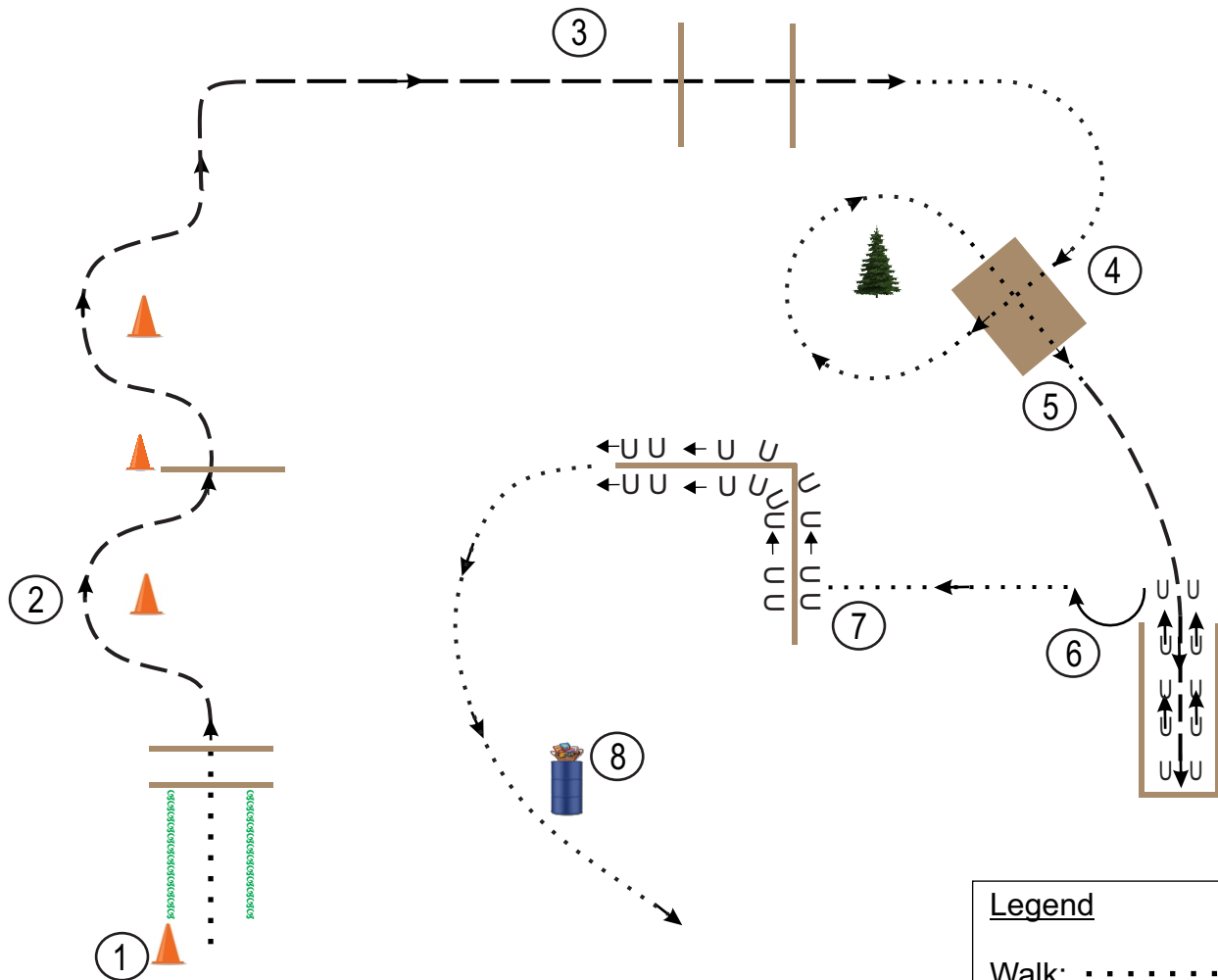
Be ready at Cone.

1. Walk between 2 rows of Flowers and over 2 Poles.
2. Jog Serpentine through Cones and over one Pole.
3. Continue Jog across arena; break to a Walk before first Pole, continue around the corner.
4. Head for the Side of Bridge and cross. At a Walk, Circle around the Tree and approach the end of Bridge, stepping up, Walk across to other end. Step down.
5. Pick up Jog and Jog into Chute. Back out.
6. Perform 90° Haunch turn to the Right.
7. Walk to Pole Stepping front feet over Pole to Sidepass an "L" Shape.
8. Walk to Treat Barrel, Stop get your treat & Exit at a Walk.

# 2025 SSC Over The Moon In June Show

**\*\* All W/T Trail (Including W/T Ranch Exhibitors) \*\***

**Classes: 58 & 59**



## Legend

Walk: . . . . .

Jog/Trot: — — — —

Extend Trot — —

Sidepass:  $\frac{UU \leftarrow UU \leftarrow}{UU \rightarrow UU \rightarrow}$

Back:  $\rightarrow \leftarrow \rightarrow \leftarrow$

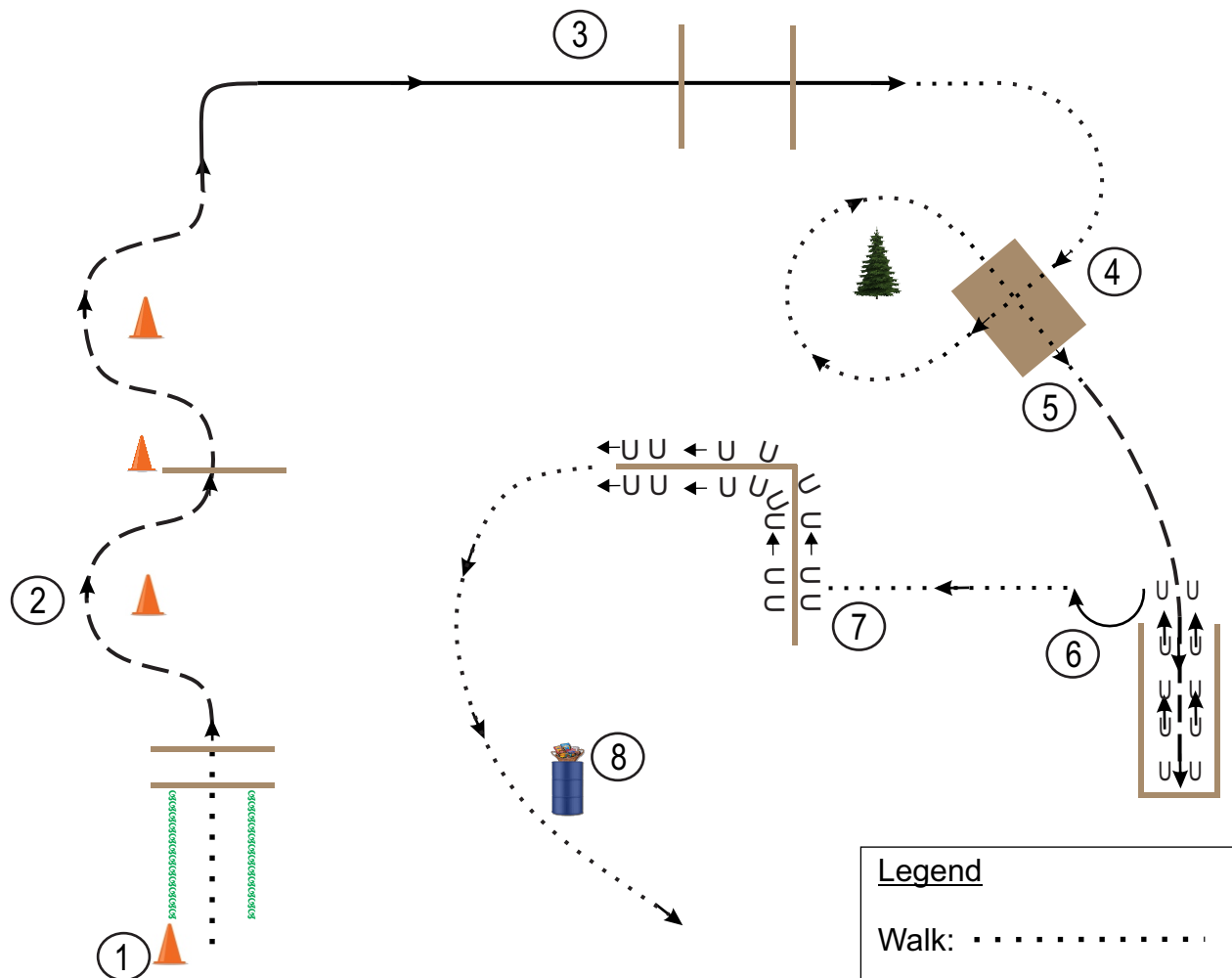
Be ready at Cone.

1. Walk between 2 rows of Flowers and over 2 Poles.
2. Jog/Trot Serpentine through Cones and over one Pole.
3. Extend the Trot across the arena and over 2 poles, just before the corner, break to a Walk and continue Towards the side of the Bridge.
4. Walk across the Bridge and continue to Walk around the Tree, approach the end of Bridge, Walk across to other end.
5. Pick up Jog/Trot and enter into Chute. Back out.
6. Perform 90° Haunch turn to the Right.
7. Walk to Pole Stepping front feet over Pole to Sidepass an "L" Shape.
8. Walk to Treat Barrel, Stop get your treat & Exit at a Walk.



# 2025 SSC Over The Moon In June Show

All Lope Trail  
Classes: 61, 62, 63, 64 & 65



## Legend

Walk: .....

Trot: - - - - -

Extend Trot — — — — —

Lope —————

Sidepass:  $\frac{UU \leftarrow UU \leftarrow}{UU \rightarrow UU \rightarrow}$

Back:  $\rightarrow \leftarrow \rightarrow \leftarrow$

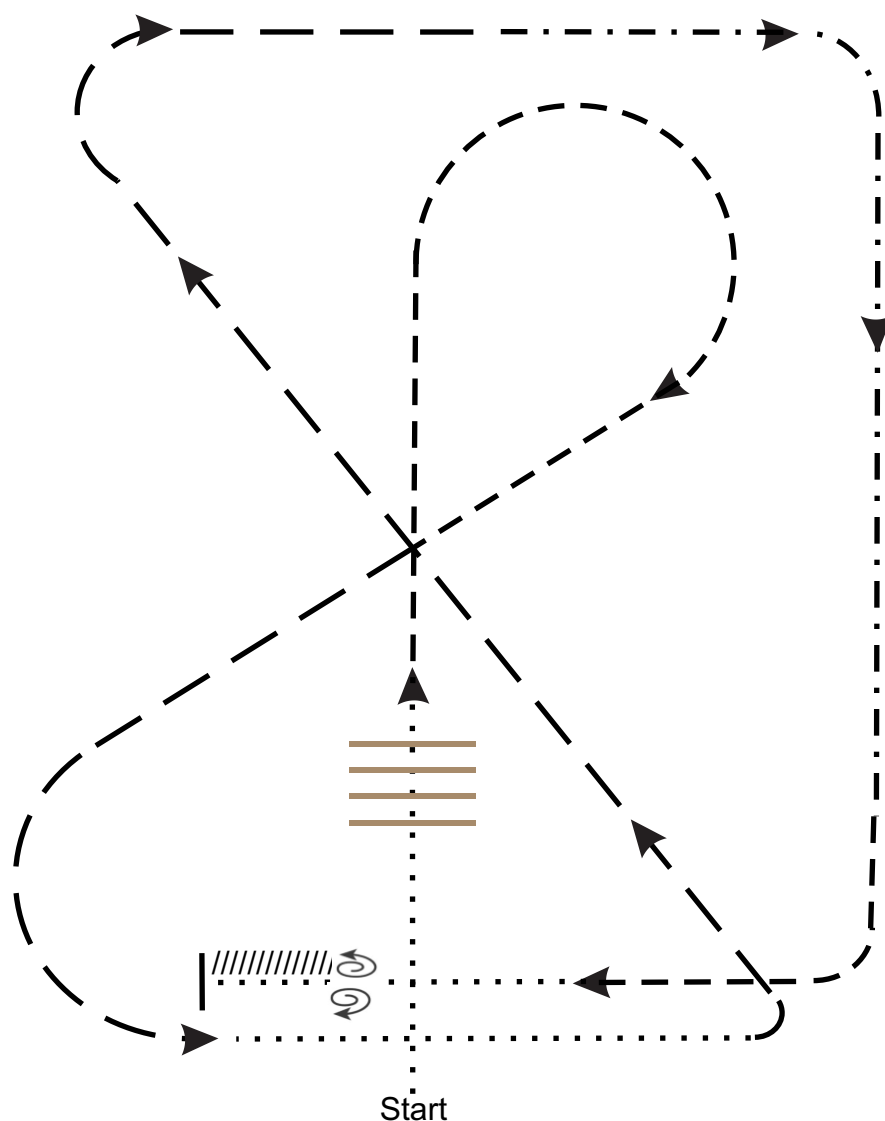
Be ready at Cone.

1. Walk between 2 rows of Flowers and over 2 Poles.
2. Trot Serpentine through Cones and over one Pole.
3. Lope R lead across the arena and over 2 poles. Just before the corner, break to a Walk.
4. Head for side of the Bridge and cross. At a Walk Circle around the Tree, approach the end of Bridge, Stepping up, Walk across to other end and Step down.
5. Jog towards and into Chute. Back out.
6. Perform 90° Haunch turn to the Right.
7. Walk to and Stepping front feet over Pole to Sidepass an "L" Shape.
8. Walk to Treat Barrel, Stop get your treat & Exit at a Walk.

# 2025 SSC Over The Moon In June Show

**\*\* W/T Ranch Riding \*\***

**Classe: 70**



1. Walk
2. Walk over logs
3. Trot
4. Extended Trot
5. Walk
6. Extended Trot
7. Extended Walk
8. Trot
9. Walk
10. Stop and back
11. 360° Turn each direction (Either direction first)

## Legend

Walk: . . . . .

Extended Walk: - . - .

Trot: - - - - -

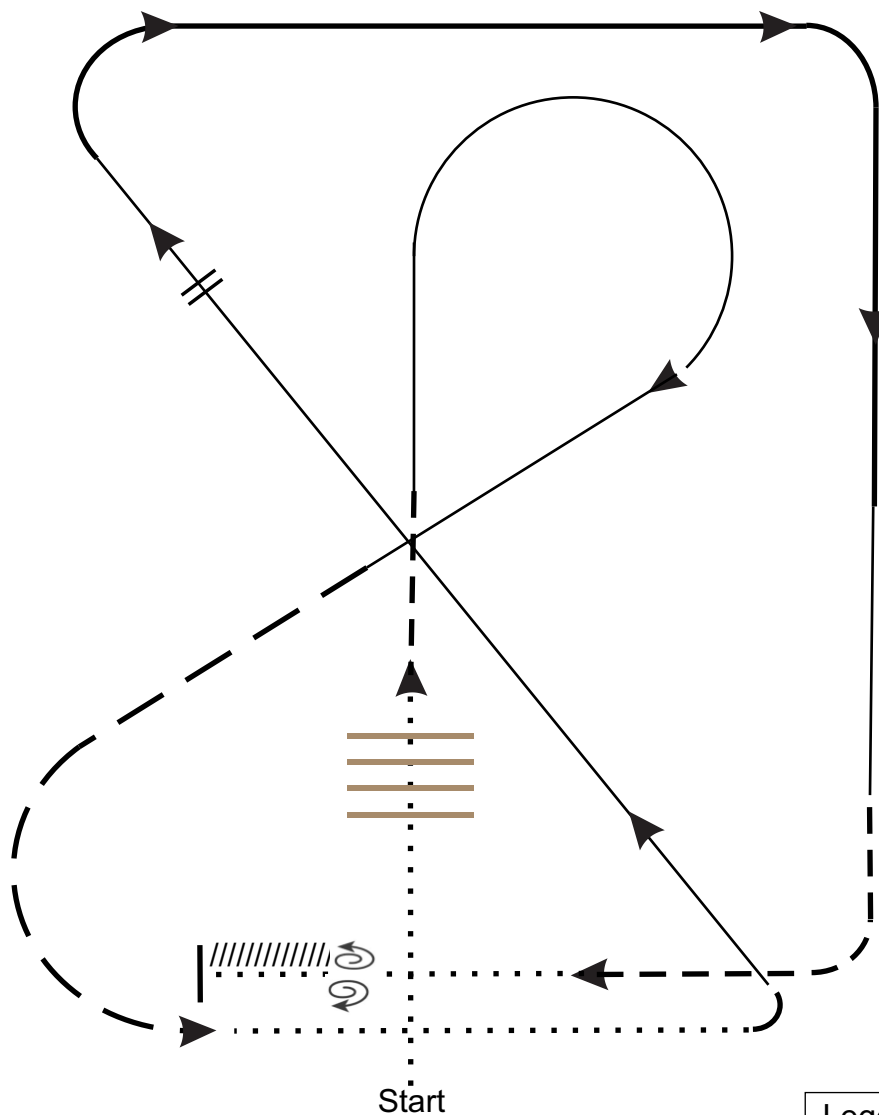
Extended Trot: - - - - -

Back: // // // // //

360 Turn: ↻

# 2025 SSC Over The Moon In June Show

## Ranch Riding Classes: 71, 72 & 73



1. Walk
2. Walk over logs
3. Trot
4. Lope right lead
5. Extended Trot
6. Walk
7. Lope left lead
8. Change leads (simple or flying)Trot
9. Extended lope right lead
10. Collect lope
11. Trot
12. Walk
13. Stop and back
14. 360° Turn each direction (Either direction first)

### Legend

Walk: . . . . .

Extended Walk:— . — .

Trot:    —   —   —   —   —

Extended Trot: — —

Lope: \_\_\_\_\_

Extended Lope: \_\_\_\_\_

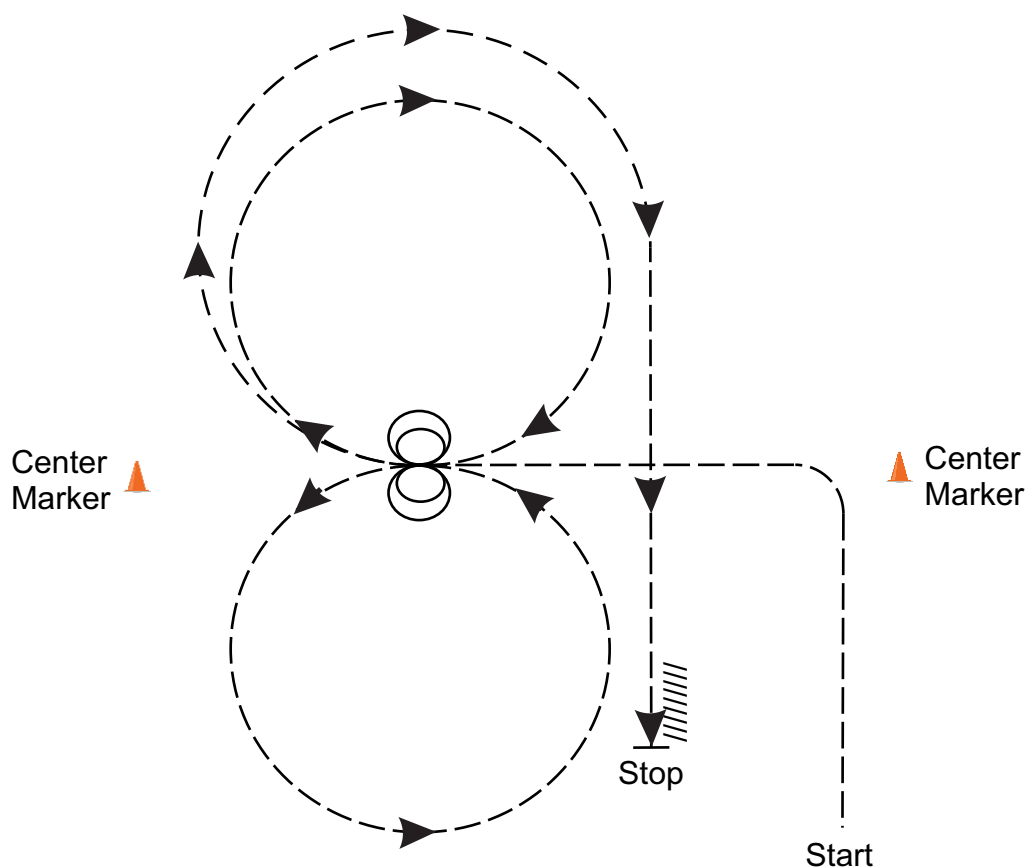
Back: ///////////////

360° Turn: 

# 2025 SSC Over The Moon In June Show

**\*\* W/T Ranch ReiningTrail \*\***

**Classe: 74**



1. Trot to Center of arena, Stop.
2. Complete two spins in one direction. Hesitate.
3. Complete two spins in opposite direction. Hesitate.
4. Trot one Circle to the Right, Change directions at center of arena.
5. Complete one Circle to the Left, Change directions at center of arena.
6. Begin a Circle to the Right, but do not close this Circle. Trot Straight down Right side of the arena past Center Marker, Stop and back up at least 10 feet Hesitate to demonstrate completion of pattern.

## Legend

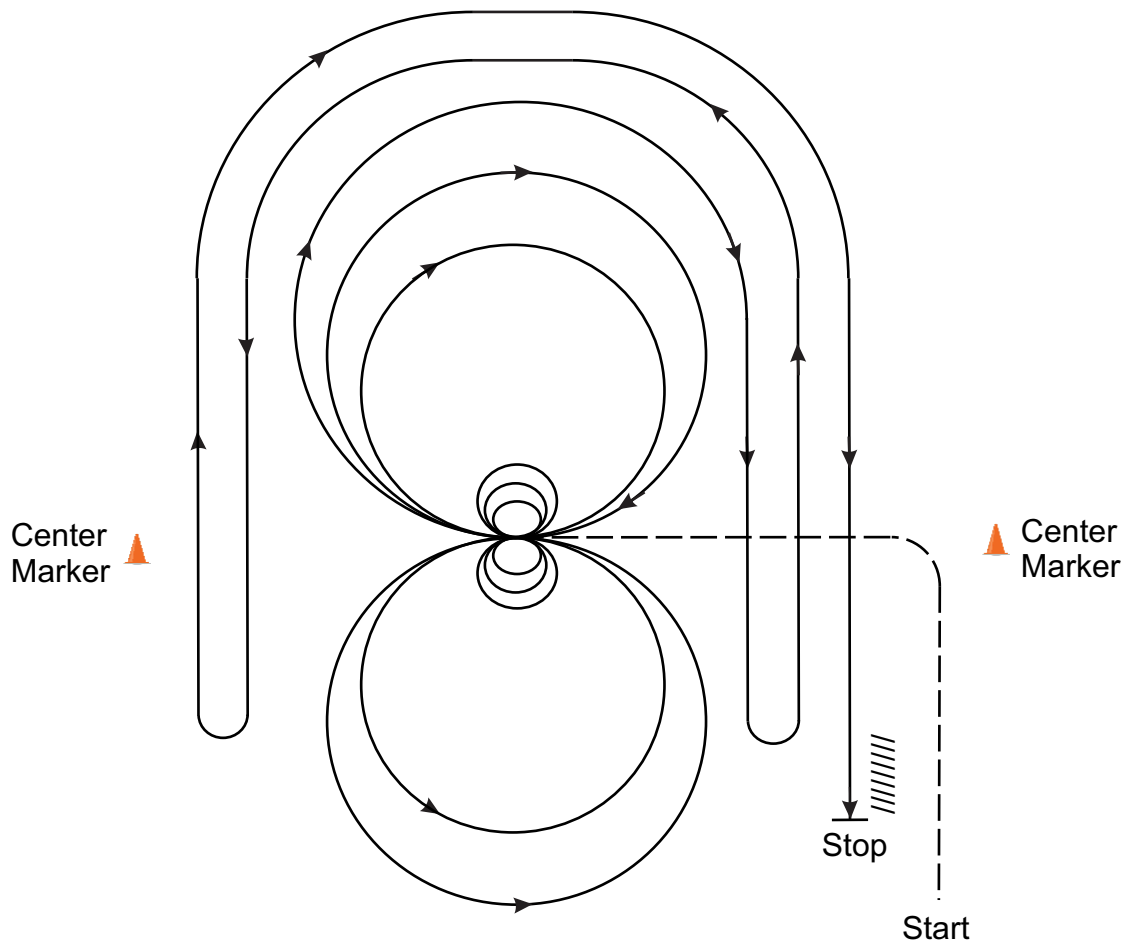
Trot: — — —

Spin:

Back: //////////////

# 2025 SSC Over The Moon In June Show

## Ranch Reining Classes: 75, 76 & 77



Ride pattern as follows: Trot to center of arena and Stop.

1. Complete 3 spins in one direction. Hesitate.
2. Complete 3 spins in opposite direction. Hesitate.
3. Beginning on right lead, complete two large fast circles to the right. Change leads at center of arena.
4. Complete two large fast circles to the Left. Change leads at center of arena.
5. Begin a large circle to the right, but do not close this circle. Run down right side of the arena past center marker and do roll back at least 20 feet from the wall, no hesitation.
6. Continue back around the previous circle but do not close this circle. Run down the left side of the arena past the center marker and do a right roll back at least 20 feet from the wall, no hesitation.
7. Continue back around previous circle, but do not close this circle. Run down the right side of the arena past the center marker and do a sliding stop at least 20 feet from the wall. Back p at least 10 feet. Hesitate to show completion of pattern.

### Legend

Trot: — — —

Spin:

Back: //////////////